



Seed Ontario

2025



Variety Performance Trial Data & Seed Source Guide

www.seedontario.ca

Congratulations

**CSGA on reaching an incredible milestone of 120 years!
We look forward to working together and building on this
legacy for another 120 years!**



120
YEARS
ANS



CSGA
Canadian Seed
Growers' Association

ACPS
Association canadienne
des producteurs de semences

Strong Foundation.
Bright Future.


Celebrating 120 years together!

Fondations solides.
Avenir prometteur.


Célébrons ensemble 120 ans!

Seed Ontario

2025 EDITION

Published by the Glacier FarmMedia,
1666 Dublin Ave., Winnipeg, MB, R3H 0H1
For advertising rates and information:
Phone: 204-944-5765 Fax: 204-944-5562

Seed Ontario is an annual publication
of Ontario Seed Growers' Association (OSGA).

The information contained in this document is
subject to copyright. This information may not be
reproduced in whole or part by any means including
electronic, mechanical, photocopying, recording or
otherwise without the prior written permission of the
publisher. For further information contact: OSGA,
info@seedontario.ca.

The data in this listing includes all pedigreed seed
crops that have successfully received, or are in the
process of receiving, seed crop certification from
the Canadian Seed Growers' Association (CSGA)
in 2024. Fields that were declined pedigreed status
are not included in this listing. Data is provided for
information purposes only. CSGA is not liable for
omitted or incorrect seed listings, and you agree
to use the data at your own risk. You agree to fully
indemnify CSGA from all losses, damages, liability,
judgements, costs and expenses, which you or a
user of the CSGA data sustain by disseminating
or relying on such data. When purchasing seed,
CSGA strongly recommends asking for official
seed certification tags as your proof of CSGA
certification. A copy of the mechanical purity and
germination analysis test certificate should also be
made available to you. The pedigreed class code is
listed after the growers' phone number. (S=Select;
F=Foundation; R=Registered; and C=Certified.)

Crops are sorted alphabetically by town and grower
(or company) name within variety within crop kind.
'®' indicates the variety is protected by Plant
Breeder's Rights, PBR'78 and '®' protected by
PBR'91.



Ontario Corn
Committee



Ontario Pulse Crop
Committee



Agriculture and
Agri-Food Canada

Agriculture et
Agroalimentaire Canada



Cover photo by Getty Images

CSGA's 120 Years	6	SOYBEAN CROPS	55
CEREAL CROPS	7	Soybean Test Locations &	
Area Map	8	Soil Types	56
Oats	8	Soybean Relative Maturity Map ...	57
Spring Barley	14	Variety Descriptions	58
Winter Barley	16	Maturity Group 00	63
Spring Wheat	17	Maturity Group 0	66
Winter Wheat	20	Maturity Group 1	68
Distributor Contacts	31	Maturity Group 2	70
Growers List – Oats	32	Distributor Contacts	73
Spring Barley	33	Growers List – Soybeans	74
Spring Wheat	33	PULSES & SPECIAL CROPS	79
Winter Barley	34	Dry Beans - White	80
Winter Wheat	34	Dry Beans - Coloured Minor	82
CORN CROPS	35	Dry Beans - Coloured	84
Corn Heat Unit Map	37	Distributor Contacts	86
Distributor Contacts	37	Growers List – Field Beans	86
Harriston, Dundalk	38	Industrial Hemp	86
Elora, Kinburn, Port Hope,		Millet	86
Wingham	40	Sorghum	86
Bainsville, Ottawa, Winchester ...	42	Tobacco	86
Blyth, Port Hope, Waterloo	46	FORAGE CROPS	87
Trial Locations and Information ..	44	Fall Rest Period in Alfalfa	88
Corn Performance Trial		ADDITIONAL RESOURCES	91
Management Information	48		
Exeter, Ilderton, Woodstock,			
Belmont	50		
Ridgetown, Tilbury, Dresden	52		

Minister's Message



As Ontario's Minister of Agriculture, Food and Agribusiness, I am pleased by the distribution of the 2025 Seed Guide. Year after year, this guide provides crop farmers with the information they need to stay competitive at home and abroad.

Through the Ontario Seed Growers' Association's (OSGA) dedication to pedigreed seed development, you have maintained and enhanced Ontario's status as a national and continental agri-food leader. Ontario's \$50.7B agri-food sector now supports over 871,000 jobs across the province.

Our agricultural future is bright because of the commitment to excellence that the OSGA prides itself on. We are going to continue to ensure Ontario's agri-food sector reaches its full promise and potential, to help rebuild our province's \$1 trillion economy.

Best wishes for a successful year!

Honourable Robert J. Flack
Minister of Agriculture, Food and Agribusiness

President's Message



Welcome to *Seed Ontario 2025*. Strong Foundation - Bright Future is the theme of the Canadian Seed Growers' Association's 120th birthday. Professional pedigreed seed growers have served Canadian agriculture for 120 years. We do not take the responsibility of seed production lightly and work alongside our industry and government partners ensuring that Canada's pedigreed seed system delivers what

customers domestically and internationally know and expect. By using pedigreed seed of new varieties rest assured that they have been rigorously evaluated to ensure the latest and best agronomic traits that will perform.

The performance trial information contained herein is available at GoCrops.ca. This combined resource guide of variety performance information accompanied with a directory listing of where to acquire seed will aid in crop planning and seed purchase decision making.

Using pedigreed seed lowers risk and improves profitability. The blue Certified Seed tag is a seal of quality and shows commitment to investing in future variety development work. It is a mark of trust and excellence from the Canadian Seed Sector #CHOOSECERTIFIEDSEED.

As president of the Ontario Seed Growers' Association we acknowledge the work of the variety performance evaluation committees, industry collaborators, sponsors and advertisers for their assistance with supporting SeedOntario.

May your farming endeavours in 2025 be successful. Here's to a Strong Foundation and a very Bright Future!

Tim Montague
President, Ontario Seed Growers' Association





Seed Tenders



SmoothWall Bins



Stainless Tanks

Visit us online at meridianmfg.com
to see our full line of storage & handling products.



CSGA'S 120 YEARS



It was 120 years ago when the Canadian Seed Growers' Association (CSGA) began as a small group working in the Department of Agriculture. Today CSGA has 3,000 seed growers across Canada, ranging from small family farms to large multinational corporations, all committed to producing the highest quality and genetic purity of pedigreed seed. CSGA is the national authority for Canadian seed crop standards and certification, upholding the genetic identity that strengthens Canada's entire agri-food sector with our industry and government partners.

In the late 1890's J.W. Robertson, the Commissioner of Agriculture, conceived a plan to encourage farm children to grow better crops from better seed. With prize money donated by Sir William C. Macdonald of Montreal the competition expanded and lasted three consecutive years. The parents of the children involved in the competition expressed a desire to continue the work of selecting better seed. As a result, the CSGA was established in 1904, with those parents becoming the original members of the Association.

From 1904-1922 the CSGA transitioned to a pedigreed seed organization that maintained traceability and the quality of 'pure line' selected varieties developed by government plant breeders.

In 1919 Canadian representatives met with U.S. colleagues in Chicago to establish the International Crop Improvement Association (ICIA), which evolved into the Association of Official Seed Certifying Agencies (AOSCA). The primary objective for ICIA was to develop a U.S. system of seed and crop certification standards comparable to Canada's to permit reciprocal recognition of official seed tags and certificates. The first President of the ICIA was from Canada and in 1921, at the first International Seed Grain Show in Chicago, Canadian seed growers won the first five prizes in the Hard-Red Spring Wheat class as well as first prize in both the oats and the two-row barley classes.

After successive western droughts and crop failures, a new Certified class was named in the Canada Seeds Act of 1923. Provincial Branches of CSGA and a Plant Breeders Committee were established for technical support and to officially review and approve the varieties eligible for certification.

In 1924, a CSGA Appeals Committee handled final decisions on the crop kinds and vari-



eties eligible for certification as well as dealt with members' appeals on the certification of inspected crops. Also in that year, all crops certified required direct lineage to Breeder seed, making CSGA a truly pedigreed seed organization with full traceability.

Between 1937-1959 disease standards for Breeder plots and isolation standards for all seed crops were developed. The Seeds Act was amended in 1937 providing standards for the new grade of Certified and fees for seed crop inspections were introduced. The first certification of hybrid seed corn began in Canada in 1938 with isolation requirements and prior approval of a "field plan" before seed corn crops were planted. In 1944, CSGA established requirements for the probation period and successful recognition of Elite (later Select Plot) stock seed growers.

Although CSGA had always invested in educating seed growers and promoting the value of Certified seed, the period between 1949-1959 witnessed the beginning of increased CSGA investment in both priorities, which continues today.

Between 1960-1980 the seed industry was bolstered by new seed regulations that limited the use of variety names to pedigreed seed. SeCan was launched as a distributor for varieties developed by public sector breeders and was initially managed by CSGA. The computerization of CSGA records was also underway along with the emergence of Identity Preserved Programs, canola production and varieties developed by private-sector breeders. Production requirements for Breeder seed were published in 1973 for all plant breeders in the public and private sectors.

From 1981-1999 a period of modernization and adaptation was underway. The government withdrew from seed grading and increased cost recovery efforts. Seed sector consolidation, increased competition from non-pedigreed seed, the creation of a CSGA fund for seed-related research, development of the Canadian Seed Institute (CSI), a decline

in public sector variety development and an increase in new crop kinds and genetically engineered varieties are other notable changes of this era. In 1992 the government launched a review of programs and regulations that led to a blend of cost recovery and cost reductions in its 'Business Alignment Plan'.

Between 2000 and 2016, CSGA worked on variety segregation issues with developers of genetically engineered (GE) varieties and organic certification organizations, developing standards for new crop innovations like midge tolerant wheat and varietal blends. From 2000-2004, CSGA provided technical input to the standards for 'Voluntary labelling and advertising of foods that are and are not products of genetic engineering'.

The Federal Government's spring 2012 budget announced the withdrawal of CFIA's seed crop inspection services by 2014. CSGA developed an online inspection and certification system for private crop inspectors and CFIA auditors. Service improvements were realized in monitoring field certifications online and moving away from traditional paper-based applications.

In 2015 changes to the Plant Breeders' Rights Act (Bill C-18) to comply with UPOV '91 requirements led to consultations on alternatives for government funding variety development for crops. Discussions of trailing contract royalties and end-point royalties had tremendous potential to impact certified seed markets.

Between 2017-2023 six national seed organizations developed a shared vision of seed sector priorities and CSGA completed a strategic plan. In 2020, CSGA members declined amalgamating with four other seed organizations in favour of remaining independent from the newly formed Seeds Canada organization.

STRONG FOUNDATION - BRIGHT FUTURE

With the launch of the CSGA's 2.0 Business Plan and the CFIA's Seed Regulatory Modernization, 2021-2025 has been another period packed with potential change for the Canadian seed sector. CSGA remains confident in its resilient seed certification system and organization and is prepared to evolve, deliver reliable service and lead through the changes over the next 120 years. ■

Source: CSGA www.seedgrowers.ca

Cereal Crops

Cereal Performance Trials are conducted by the Ontario Cereal Crops Committee (OCCC). For more information about the OCCC go to the GoCrops.ca website under “About Us”.

Spring wheat trials are conducted annually at 8 locations across Ontario, barley and oat trials are at 7 locations. Winter barley trials are conducted annually at 4 locations and Winter wheat trials are conducted annually at 12 locations. A map showing the testing area and trial locations for each crop can be found on page 8 or at GoCrops.ca under “Performance”.

Each trial consists of three replications for spring cereals and four replications for winter cereals. The trials are managed according to the recommendations of the Ontario Ministry of Agriculture, Food and Agribusiness. “Fungicide Applied” and “Intensive” trials refers to trials that receive one or two applications of a foliar fungicide for the control of leaf diseases and/or Fusarium Head Blight. Detailed information about the practices used can be found on GoCrops.ca under “Procedures”.

Trials are inspected by representatives of the OCCC after heading to ensure that they meet OCCC standards.

Yield Index reflect the performance of the variety relative to the average of the trials. Index values differing by less than 3 within a column may not represent true differences in yield.

Heading and Physiological Maturity Days vary from year to year and should only be used to indicate relative differences.

Abbreviations:

Days = days from planting

JD = Julian Days (days from January 1st)

Winter Wheat: sww = soft white winter; srw = soft red winter; hrw = hard red winter; eow = (Canada Eastern Other Wheat) which does not meet quality standards for sww, srw or hrw; a = awned

Spring Wheat: hrs = hard red spring; efs = eastern feed spring; eow = Canada Eastern Other Wheat; a = awned

Barley: 2R = 2 Rowed, 6R = 6 Rowed

Disease Ratings: MR=moderately resistant (best); MS=moderately susceptible; S=susceptible; HS=highly susceptible (worst)

Other Ratings:

For ratings 0 - 9, a high score is undesirable.

☞ Indicates a variety that is protected by Plant Breeders Rights legislation that complies with UPOV 1978.

☞ Indicates a variety that is protected by, or has been applied for and is pending, Plant Breeders Rights legislation that complies with UPOV 1991.

PHOTO: MAGDASMITH/ISTOCK/GETTYIMAGES

Ontario Performance Trial Data

AREA MAP



Locations of performance tests by crop:

Oats: Palmerston, Kincardine, Elora, Winchester, New Liskeard, Ottawa, Emo

Barley: Palmerston, Kincardine, Elora, Winchester, New Liskeard, Ottawa, Osgoode, Emo

Spring Wheat: Palmerston, Kincardine, Elora, Winchester, New Liskeard, Casselman, Ottawa, Emo

Winter wheat: Woodslee, Inwood, Palmerston, Elora, Winchester, Moose Creek, Ottawa, Emo, New Liskeard, Ridgetown, Kincardine, Centralia

For more information, go to GoCrops.ca

OATS – AREAS 2, 3 & 5 COMBINED

Cumulative Yield Index¹ Summary

Cultivar	Area 2					Area 3					Area 5				
	5 yr ²	4 yr	3 yr	2 yr	2024	5 yr ²	4 yr	3 yr	2 yr	2024	5 yr ²	4 yr	3 yr	2 yr	2024
Hulled															
RC Amaze	101	99	102	102	118	98	99	103	101	107					
Avatar						83	81	76	83	67					
AAC Bullet	92	89	91	87	84	89	89	88	89	86				97	98
AAC Richmond											100	98	95	93	86
AAC Oaklin	86	82	84	81	78	84	83	82	82	79	95	94	96	95	96
AAC Nicolas ^⓪											102	101	99	97	98
Kalio ^⓪											104	106	107	108	108
AAC Chandler ^⓪											102	100	100	99	98
AAC Reid ^⓪	117	113	109	104	101	118	120	123	117	127					
AAC Zip ^⓪									91	82				110	109
Alise						92	91	87	88	80	100	100	100	102	103
AAC Captain ^⓪		113	107	106	93		118	119	114	120					
AAC Wallace ^⓪										93					97
AAC Loki ^⓪												102	101	100	101
Nika ^⓪												105	106	105	106
Mistral												101	103	101	100
AAC Basil ^⓪			112	110	112			118	118	125			104	103	100
AAC Wight ^⓪													104	104	106
Shaka ^⓪														101	103
Annie				115	128				120	137				100	98
Trinity				91	86				104	108				104	105
AAC Marquis ^⓪														96	92
Means (t/ha)	4.2	4.45	4.75	4.30	3.41	3.92	3.96	3.86	3.91	3.45	5.40	5.53	5.85	5.61	4.98
Means (bu/ac)	110.3	116.8	124.8	113.0	89.5	103.0	104.1	101.2	102.5	90.5	141.6	145.0	153.6	147.3	130.8
Locations	14	11	8	5	2	9	8	6	4	2	9	7	5	4	2

¹ Values differing by less than 3 within a column may not represent true differences in yield.

² Cultivar yield ranking may vary from year to year. Decisions are therefore best made using data with the greatest number of years

Rust races have overcome genetic resistance in the past 16 years, with some varieties being significantly impacted.

^⓪ = PBR Status; indicates varieties protected under PBR 91 or PBR 78. Visit pbrfacts.ca to learn more.

OATS – AREA 2 & 3 COMBINED

Cumulative Yield Index¹

Hull Colour	Variety	5 Year	4 Year	3 Year	2 Year	2024
white	RC Amaze	100*	99	102	102	112
	AAC Bullet	91	89	90	88	85
	AAC Oaklin	85	82	83	81	78
	AAC ReidⓈ	117	116	115	110	114
	AAC CaptainⓈ		115	112	110	106
	AAC BasilⓈ			114	113	118
	Annie				118	133
	Trinity				97	97
Means (t/ha)		4.07	4.19	4.28	4.08	3.43
Means (bu/ac)		106.8	110.1	112.3	107.0	90.1
Location-Years		23	19	14	9	4

¹ Values differing by less than 3 within a column may not represent true differences in yield.

* Cultivar yield rankings may vary from year to year. Decisions are therefore best made using data with the greatest number of years.

Ⓢ = PBR Status; indicates varieties protected under PBR 91 or PBR 78. Visit pbrfacts.ca to learn more.

Cumulative Yield Index¹ – Fungicide Applied

Hull Colour	Variety	5-Year Index Fungicides		4-Year Index Fungicides		3-Year Index Fungicides		2-Year Index Fungicides		2024 Index Fungicides	
		No	Yes	No	Yes	No	Yes	No	Yes	No	Yes
white	RC Amaze	91*	116	87	115	90	119	89	115	92	135
	AAC Bullet	85	108	80	107	80	108	78	103	66	112
	AAC Oaklin	78	104	73	103	73	105	72	101	58	111
	AAC ReidⓈ	108	117	106	117	105	120	104	115	110	128
	AAC CaptainⓈ			105	118	103	118	103	117	100	127
	AAC BasilⓈ					101	127	103	125	103	143
	Annie							112	128	126	150
	Trinity							88	110	80	117
Means (t/ha)		4.33	5.23	4.60	5.74	4.67	5.92	4.77	5.82	3.56	5.15
Means (bu/ac)		113.8	137.4	120.8	150.5	122.6	155.5	125.2	152.8	93.5	135.1
Location-Years		14		11		8		5		2	

¹ Values differing by less than 3 within a column may not represent true differences in yield.

* Cultivar yield rankings may vary from year to year. Decisions are therefore best made using data with the greatest number of years.

Ⓢ = PBR Status; indicates varieties protected under PBR 91 or PBR 78. Visit pbrfacts.ca to learn more.

OATS – AREA 2

Varietal Characteristics¹

Cultivar	Hull Colour	Test Weight (kg/hL)	1000 Kernel Weight(g)	Heading (days)	Height (cm)	Lodging ² (0-9)	Crown ²		Straw Yield Index
							Rust (0-9)		
RC Amaze	white	33.1	24.2	55	106	6.0	6.8	98	
AAC Bullet	white	31.4	25.2	58	113	8.2	7.2	93	
AAC Oaklin	white	29.9	24.3	60	115	7.8	7.0	76	
AAC Reid [Ⓢ]	white	34.3	26.4	63	128	4.2	6.0	126	
AAC Captain [Ⓢ]	white	32.7	21.8	64	120	4.5	6.2	107	
AAC Basil [Ⓢ]	white	28.9	24.1	58	116	6.8	6.2	92	
Annie	white	34.5	24.6	60	126	7.7	4.8	116	
Trinity	white	27.8	20.4	62	120	5.5	7.3	93	
Means		31.6	23.9	60	118	6.3	6.4	4.60 t/ha	
Locations		2	2	2	1	2	2	1	

1 See Head to Head comparisons on GoCrops.ca website for multi-year data for trait characteristics.

2 For ratings 0-9, a high score is undesirable. Disease ratings are taken from naturally occurring infection.

Ⓢ = PBR Status; indicates varieties protected under PBR 91 or PBR 78. Visit pbrfacts.ca to learn more.

Cumulative Yield Index¹ – Fungicide Applied

Hull Colour	Variety	5-Year Index Fungicides		4-Year Index Fungicides		3-Year Index Fungicides		2-Year Index Fungicides		2024 Index Fungicides	
		No	Yes	No	Yes	No	Yes	No	Yes	No	Yes
white	RC Amaze	92*	113	87	109	89	110	83	107	80	119
	AAC Bullet	88	111	82	108	83	108	78	104	67	120
	AAC Oaklin	82	105	75	103	76	104	73	101	59	114
	AAC Reid [Ⓢ]	106	114	101	112	98	113	94	110	88	113
	AAC Captain [Ⓢ]			101	115	98	113	98	114	80	119
	AAC Basil [Ⓢ]					98	118	95	118	85	128
	Annie							102	119	104	129
	Trinity							83	113	67	127
Means (t/ha)		4.42	5.32	4.78	5.89	5.13	6.35	5.00	6.29	4.42	6.83
Means (bu/ac)		116.0	139.6	125.4	154.5	134.6	166.7	131.3	165.0	115.9	179.2
Location-Years		9		7		5		3		1	

1 Values differing by less than 3 within a column may not represent true differences in yield.

* Cultivar yield rankings may vary from year to year. Decisions are therefore best made using data with the greatest number of years.

Ⓢ = PBR Status; indicates varieties protected under PBR 91 or PBR 78. Visit pbrfacts.ca to learn more.

Cumulative Lodging Score¹ – Fungicide Applied

Hull Colour	Variety	5-Year Lodging Score Fungicides		4-Year Lodging Score Fungicides		3-Year Lodging Score Fungicides		2-Year Lodging Score Fungicides		2024 Lodging Score Fungicides	
		No	Yes	No	Yes	No	Yes	No	Yes	No	Yes
white	RC Amaze	3.5*	0.7	2.6	0.2	3.8	0.3	4.7	0.3	9.0	0.7
	AAC Bullet	4.4	1.1	4.0	0.8	4.8	1.1	4.5	0.3	9.0	0.7
	AAC Oaklin	5.7	1.0	5.3	0.7	5.6	1.1	4.5	0.0	9.0	0.0
	AAC Reid [Ⓢ]	2.2	1.3	1.7	1.0	2.3	1.5	0.5	0.3	1.0	0.0
	AAC Captain [Ⓢ]			1.1	0.3	1.1	0.4	0.7	0.0	1.3	0.0
	AAC Basil [Ⓢ]					2.9	0.7	4.3	0.0	8.7	0.0
	Annie							4.2	0.2	7.3	0.0
	Trinity							4.5	0.7	9.0	0.0
Means		3.9	1.9	3.1	1.2	3.9	1.5	3.3	0.2	6.8	0.2
Location-Years		7		6		4		2		1	

1 Lodging scores range from 0 to 9. A high score is undesirable.

* Cultivar lodging rankings may vary from year to year. Decisions are therefore best made using data with the greatest number of years.

Ⓢ = PBR Status; indicates varieties protected under PBR 91 or PBR 78. Visit pbrfacts.ca to learn more.

Varietal Characteristics¹

Cultivar	Hull Colour	Test Weight (kg/hL)	1000 Kernel Weight(g)	Heading (days)	Maturity (days)	Height (cm)	Lodging ² (0-9)	Crown ² Rust (0-9)	Straw Yield Index
RC Amaze	white	41.3	26.6	48	77	88	8.0	7.5	85
Avatar	white	40.6	23.2	54	78	93	8.7	8.8	64
AAC Bullet	white	39.1	27.6	52	78	90	8.0	8.3	85
AAC Oaklin	white	41.2	27.5	53	78	95	8.0	8.3	65
AAC ReidⓈ	white	40.0	29.6	55	82	103	3.7	5.2	136
AAC ZipⓈ	white	39.3	22.0	59	79	87	8.0	8.0	86
Alise	white	36.5	24.5	57	80	101	2.0	8.7	101
AAC CaptainⓈ	white	45.3	26.8	57	84	95	7.0	2.8	153
AAC WallaceⓈ	white	36.9	24.4	61	78	98	8.0	7.2	105
AAC BasilⓈ	white	40.1	27.3	52	81	92	7.7	4.0	98
Annie	white	44.9	31.3	54	84	103	5.3	4.5	138
Trinity	white	38.6	26.7	56	78	93	8.0	6.5	85
Means		40.3	26.5	55	80	95	6.9	6.7	4.91 t/ha
Locations		2	2	2	1	2	1	2	1

¹ See Head to Head comparisons on GoCrops.ca website for multi-year data for trait characteristics.

² For ratings 0-9, a high score is undesirable. Disease ratings are taken from naturally occurring infection.

Ⓢ = PBR Status; indicates varieties protected under PBR 91 or PBR 78. Visit pbrfacts.ca to learn more.

Cumulative Yield Index¹ – Fungicide Applied

Hull Colour	Variety	5-Year Index Fungicides		4-Year Index Fungicides		3-Year Index Fungicides		2-Year Index Fungicides		2024 Index Fungicides	
		No	Yes	No	Yes	No	Yes	No	Yes	No	Yes
white	RC Amaze	89*	120	87	126	92	133	97	126	103	150
	Avatar	72	95	64	93	55	87	63	87	36	66
	AAC Bullet	79	103	77	106	74	108	77	102	66	103
	AAC Oaklin	73	101	70	104	68	107	71	102	58	108
	AAC ReidⓈ	113	122	115	127	117	131	119	124	131	143
	AAC ZipⓈ							72	95	53	80
	Alise	79	100	73	101	64	96	67	89	47	79
	AAC CaptainⓈ			112	125	112	128	111	121	120	136
	AAC WallaceⓈ									65	89
	AAC BasilⓈ					106	140	114	136	122	159
	Annie							127	142	147	171
	Trinity							95	105	93	106
Means (t/ha)		4.23	5.13	4.40	5.56	4.16	5.44	4.55	5.39	3.04	4.11
Means (bu/ac)		111.1	134.6	115.5	146.0	109.2	142.9	119.5	141.5	79.7	108.0
Location-Years		5		4		3		2		1	

¹ Values differing by less than 3 within a column may not represent true differences in yield.

* Cultivar yield rankings may vary from year to year. Decisions are therefore best made using data with the greatest number of years.

Ⓢ = PBR Status; indicates varieties protected under PBR 91 or PBR 78. Visit pbrfacts.ca to learn more.

OATS – AREA 3 (continued)

Cumulative Lodging Score¹ – Fungicide Applied

Hull Colour	Variety	5-Year Lodging Score Fungicides		4-Year Lodging Score Fungicides		3-Year Lodging Score Fungicides		2-Year Lodging Score Fungicides		2024 Lodging Score Fungicides	
		No	Yes	No	Yes	No	Yes	No	Yes	No	Yes
white	RC Amaze	4.5*	2.1	5.3	2.2	6.4	0.6	5.2	0.2	8.0	0.3
	Avatar	6.4	4.2	6.8	4.8	8.6	6.1	8.3	4.7	8.7	8.0
	AAC Bullet	4.3	3.1	4.8	3.5	5.8	3.6	4.3	3.3	8.0	6.7
	AAC Oaklin	5.1	2.7	5.1	2.6	6.8	3.4	5.7	2.5	8.0	5.0
	AAC Reid⓪	2.1	1.5	1.9	1.4	2.6	1.7	1.8	2.3	3.7	4.7
	AAC Zip⓪							4.7	3.8	8.0	7.7
	Alise	2.9	1.9	2.8	2.1	3.7	2.8	1.0	2.7	2.0	5.3
	AAC Captain⓪			3.4	2.1	4.2	2.7	3.8	3.0	7.0	6.0
	AAC Wallace⓪									8.0	8.0
	AAC Basil⓪					5.3	0.8	4.0	1.0	7.7	2.0
	Annie							2.7	1.7	5.3	3.3
	Trinity							5.2	4.3	8.0	7.7
	Means		3.9	2.4	4.2	2.5	5.3	3.0	4.0	2.6	6.9
Location-Years		5		4		3		2		1	

¹ Lodging scores range from 0 to 9. A high score is undesirable.

* Cultivar lodging rankings may vary from year to year. Decisions are therefore best made using data with the greatest number of years.

⓪ = PBR Status; indicates varieties protected under PBR 91 or PBR 78. Visit pbrfacts.ca to learn more.

OATS – AREA 5

Varietal Characteristics¹

Cultivar	Hull Colour	Test Weight (kg/hL)	1000 Kernel Weight(g)	Heading (days)	Maturity (days)	Height (cm)	Lodging ² (0-9)	Barley ²		Straw Yield Index
								Yellow Dwarf Virus (0-9)	Leaf ² Septoria (0-9)	
AAC Bullet	white	46.3	31.0	58	91	101	0.8	0.7	2.3	96
AAC Richmond	white	43.3	28.3	64	97	114	5.0	0.7	2.7	102
AAC Oaklin	white	44.8	29.9	58	89	99	2.8	1.0	3.3	86
AAC Nicolas⓪	white	45.4	28.5	60	92	108	1.8	1.0	4.0	115
Kalio⓪	white	45.8	29.8	56	88	103	1.5	2.3	3.3	90
AAC Chandler⓪	white	42.9	26.8	61	92	96	3.3	1.0	4.3	83
AAC Zip⓪	white	44.7	29.5	62	92	98	0.3	1.3	3.3	105
Alise	white	42.6	28.9	61	94	116	2.2	1.3	2.7	103
AAC Wallace⓪	white	44.2	28.2	64	95	106	2.8	1.7	2.3	113
AAC Loki⓪	white	44.7	28.3	59	91	104	1.7	1.3	3.3	104
Nika⓪	white	45.1	29.5	61	92	110	0.7	1.3	4.3	90
Mistral	white	45.2	29.3	54	90	101	1.8	1.0	4.0	106
AAC Basil⓪	white	42.0	26.0	56	91	98	2.2	0.7	4.0	88
AAC Wight⓪	white	43.9	29.3	61	93	107	0.7	0.7	3.3	104
Shaka⓪	white	45.9	27.3	59	92	110	1.7	1.3	4.0	104
Annie	white	44.6	28.2	58	91	113	1.7	1.0	3.3	110
Trinity	white	44.9	29.1	60	92	103	1.8	1.7	2.7	102
AAC Marquis⓪	white	41.9	28.4	61	93	108	2.0	1.3	3.7	97
Means		44.3	28.7	59	92	105	1.9	1.2	3.4	4.35 t/ha
Locations		2	2	2	2	2	2	1	1	1

¹ See Head to Head comparisons on GoCrops.ca website for multi-year data for trait characteristics.

² For ratings 0-9, a high score is undesirable. Disease ratings are taken from naturally occurring infection.

⓪ = PBR Status; indicates varieties protected under PBR 91 or PBR 78. Visit pbrfacts.ca to learn more.

Cumulative Yield Index¹ – Fungicide Applied

Hull Colour	Variety	5-Year Index Fungicides		4-Year Index Fungicides		3-Year Index Fungicides		2-Year Index Fungicides		2024 Index Fungicides	
		No	Yes	No	Yes	No	Yes	No	Yes	No	Yes
white	AAC Bullet							99*	100	101	102
	AAC Richmond	103	101	103	101	102	99	100	98	100	98
	AAC Oaklin	94	96	95	96	98	97	97	96	102	99
	AAC Nicolas⓪	103	105	103	103	100	101	97	98	100	94
	Kalio⓪	102	105	103	104	102	102	102	106	99	103
	AAC Chandler⓪	102	104	101	103	102	104	100	100	97	96
	AAC Zip⓪							100	105	95	102
	Alise	97	100	97	102	98	100	100	103	98	99
	AAC Wallace⓪									101	103
	AAC Loki⓪			101	105	101	103	96	101	98	99
	Nika⓪			103	105	103	106	99	104	99	108
	Mistral			100	97	102	100	97	99	98	101
	AAC Basil⓪					103	104	98	105	98	105
	AAC Wight⓪					99	103	98	106	95	105
	Shaka⓪							98	101	99	100
	Annie							100	102	100	100
	Trinity							101	106	97	103
AAC Marquis⓪							98	104	97	102	
Means (t/ha)		6.27	6.52	6.66	6.89	7.07	7.30	7.05	7.48	6.83	7.28
Means (bu/ac)		164.6	171.1	174.9	180.8	185.6	191.5	185.1	196.4	179.2	191.0
Location-Years		5		4		3		2		1	

¹ Values differing by less than 3 within a column may not represent true differences in yield.

* Cultivar yield rankings may vary from year to year. Decisions are therefore best made using data with the greatest number of years.

⓪ = PBR Status; indicates varieties protected under PBR 91 or PBR 78. Visit pbrfacts.ca to learn more.

Cumulative Lodging Score¹ – Fungicide Applied

Hull Colour	Variety	5-Year Index Fungicides		4-Year Index Fungicides		3-Year Index Fungicides		2-Year Index Fungicides		2024 Index Fungicides	
		No	Yes	No	Yes	No	Yes	No	Yes	No	Yes
white	AAC Bullet							2.5*	3.0	0.0	0.7
	AAC Richmond	3.5	2.7	3.8	3.1	4.1	3.3	5.7	5.0	5.7	4.3
	AAC Oaklin	1.6	1.9	1.9	2.0	1.4	1.6	2.2	2.3	0.3	0.3
	AAC Nicolas⓪	1.2	1.3	1.4	1.3	1.1	1.2	1.7	1.8	0.0	0.0
	Kalio⓪	2.7	2.6	2.3	2.6	2.0	1.8	2.8	2.7	0.0	0.0
	AAC Chandler⓪	2.2	2.0	2.4	2.3	2.2	2.1	3.3	3.2	0.0	0.0
	AAC Zip⓪							2.7	2.8	0.0	0.0
	Alise	1.4	1.4	1.5	1.8	1.6	2.0	2.3	3.0	0.3	0.3
	AAC Wallace⓪									1.0	2.3
	AAC Loki⓪			1.1	1.0	1.1	1.0	1.7	1.5	0.0	0.0
	Nika⓪			1.9	1.3	2.0	1.4	2.7	2.2	0.3	0.0
	Mistral			2.3	2.3	2.1	2.3	3.2	3.5	0.3	1.7
	AAC Basil⓪					1.6	1.7	2.3	2.5	0.0	0.0
	AAC Wight⓪					1.9	1.7	2.7	2.5	0.0	0.0
	Shaka⓪							2.2	1.5	0.0	0.0
	Annie							3.2	2.7	0.7	0.3
	Trinity							3.0	2.3	0.0	0.0
AAC Marquis⓪							3.0	2.5	0.0	0.3	
Means		2.1	2.0	2.2	2.1	2.2	2.0	2.9	2.8	0.4	0.5
Location-Years		5		4		3		2		1	

¹ Lodging scores range from 0 to 9. A high score is undesirable.

* Cultivar lodging rankings may vary from year to year. Decisions are therefore best made using data with the greatest number of years.

⓪ = PBR Status; indicates varieties protected under PBR 91 or PBR 78. Visit pbrfacts.ca to learn more.

SPRING BARLEY – AREAS 2, 3 & 5 COMBINED

Cumulative Yield Index¹ Summary

Cultivar	Area 2					Area 3					Area 5				
	5 yr ²	4 yr	3 yr	2 yr	2024	5 yr ²	4 yr	3 yr	2 yr	2024	5 yr ²	4 yr	3 yr	2 yr	2024
2 Rowed															
Bornholm	100	99	98	99	102	95	95	96	91	96	99	98	97	97	92
AAC Synergy [Ⓢ]	100	101	100	101	103	93	92	91	88	85	99	97	98	97	91
Esma [Ⓢ]	103	103	104	101	105	95	93	93	88	82	105	102	102	98	103
6 Rowed															
Dignity	101	100	99	97	97	99	98	99	99	104					
OCEANIK						101	100	99	98	96	101	102	102	101	97
Nordbec														81	81
Amberly	101	100	100	99	94	105	105	104	104	102	106	107	107	107	111
Chambly						106	107	107	105	105	105	106	106	108	102
AAC Vitality [Ⓢ]	99	99	98	97	89	106	104	103	103	96	105	103	103	100	97
AAC Montrose [Ⓢ]											95	98	98	95	93
Baden	105	103	102	102	105	108	107	107	110	116	106	107	108	109	109
DS8126RB	109	109	108	105	105	112	112	110	109	108	104	105	106	103	106
Rafale	102	102	101	101	105	101	104	104	100	99	101	101	101	102	99
Ariber [Ⓢ]			102	101	97	105	106	105	106	95	108	107	105	104	107
Massy [Ⓢ]	100	99	98	98	94	102	103	100	97	98			102	104	99
AAC Cranbrook [Ⓢ]		104	102	100	103		107	109	108	100		109	109	109	112
Tsunami		102	102	101	101		104	107	106	107		100	99	100	100
6 Rowed Hulless															
AAC Malcolm [Ⓢ]		97	97	100	100		91	93	95	96					
Means (t/ha)	5.02	5.30	5.69	5.23	5.06	5.03	5.23	5.49	5.02	5.93	6.36	6.94	6.97	6.92	7.80
Means (bu/ac)	93.3	98.5	105.8	97.2	94.1	93.4	97.3	102.1	93.3	110.2	118.2	129.0	129.6	128.7	145.0
Locations	14	11	8	5	2	9	8	6	3	1	7	5	4	3	1

1 Values differing by less than 3 within a column may not represent true differences in yield.

2 Cultivar yield ranking may vary from year to year. Decisions are therefore best made using data with the greatest number of years

[Ⓢ] = PBR Status; indicates varieties protected under PBR 91 or PBR 78. Visit pbrfacts.ca to learn more.

SPRING BARLEY – AREA 2

Varietal Characteristics¹

Cultivar	Class	Test	1000	Height (cm)	Lodging ² (0-9)	Heading (days)	Mildew ² (0-9)	Net ²	Spot ²	Straw Yield Index
		Weight (kg/hL)	Kernel Weight(g)					Blotch (0-9)	Blotch (0-9)	
Bornholm	2R	63.3	45.1	78	0.0	58	0.0	2.0	4.5	97
AAC Synergy [Ⓢ]	2R	56.8	45.3	76	0.3	59	4.0	1.0	0.5	101
Esma [Ⓢ]	2R	52.7	47.2	68	0.2	58	0.0	2.7	0.0	106
Dignity	6R	56.6	44.4	87	0.2	57	0.0	2.3	0.0	83
Amberly	6R	56.8	42.3	95	1.2	59	3.0	2.0	0.5	105
AAC Vitality [Ⓢ]	6R	49.4	37.1	91	4.3	60	0.0	3.7	3.0	98
Baden	6R	58.4	39.1	78	0.0	56	0.0	2.3	0.5	100
DS8126RB	6R	55.3	41.0	84	1.3	58	7.0	2.0	0.0	100
Rafale	6R	59.6	43.1	95	1.8	57	0.5	2.0	0.0	96
Ariber [Ⓢ]	6R	52.3	39.0	88	1.2	58	0.0	2.3	0.0	96
Massy [Ⓢ]	6R	55.6	40.1	97	1.3	59	0.0	2.7	1.0	105
AAC Cranbrook [Ⓢ]	6R	55.5	40.9	90	0.8	57	0.0	2.3	0.5	108
Tsunami	6R	55.9	43.5	91	0.0	59	4.0	2.7	1.0	110
AAC Malcolm [Ⓢ]	6R hulless	56.9	40.0	90	1.8	56	5.5	2.0	0.5	94
Means		56.1	42.0	86	1.0	58	1.7	2.3	0.9	3.99 t/ha
Locations		2	2	2	2	2	1	1	1	1

1 See Head to Head comparisons on GoCrops.ca website for multi-year data for trait characteristics.

2 For ratings 0-9, a high score is undesirable. Disease ratings are taken from naturally occurring infection.

[Ⓢ] = PBR Status; indicates varieties protected under PBR 91 or PBR 78. Visit pbrfacts.ca to learn more.

Varietal Characteristics¹

Cultivar	Class	Test Weight (kg/hL)	1000 Kernel Weight(g)	Height (cm)	Lodging ² (0-9)	Heading (days)	Maturity (days)	Net ² Blotch (0-9)	Straw Yield Index
Bornholm	2R	62.3	37.4	73	2.3	49	77	8.0	55
AAC Synergy [Ⓞ]	2R	52.5	29.7	85	8.0	57	77	7.3	67
Esma [Ⓞ]	2R	52.3	29.6	77	8.0	49	77	8.0	37
Dignity	6R	53.9	34.8	95	1.0	53	83	6.3	107
OCEANIK	6R	51.9	30.8	85	3.7	54	80	7.3	102
Amberly	6R	53.2	36.3	97	2.0	56	87	4.3	137
Chambly	6R	52.2	32.7	88	3.7	55	85	6.3	128
AAC Vitality [Ⓞ]	6R	51.4	34.1	93	7.3	55	86	6.0	114
Baden	6R	53.6	29.8	85	6.0	48	80	8.0	76
DS8126RB	6R	53.8	35.8	93	5.0	51	83	6.7	59
Rafale	6R	55.8	32.8	93	4.3	54	84	5.3	186
Ariber [Ⓞ]	6R	51.9	33.8	97	7.7	55	83	6.3	100
Massy [Ⓞ]	6R	54.6	33.3	98	2.3	52	82	6.3	117
AAC Cranbrook [Ⓞ]	6R	52.5	33.5	93	5.0	56	84	5.3	108
Tsunami	6R	52.9	35.7	92	3.0	56	85	4.7	117
AAC Malcolm [Ⓞ]	6R hulless	49.1	28.6	82	6.0	48	82	6.7	91
Means		53.4	33.1	89	4.7	53	82	6.4	4.10 t/ha
Locations		1	1	1	1	1	1	1	1

1 See Head to Head comparisons on GoCrops.ca website for multi-year data for trait characteristics.
 2 For ratings 0-9, a high score is undesirable. Disease ratings are taken from naturally occurring infection.
 Ⓞ = PBR Status; indicates varieties protected under PBR 91 or PBR 78. Visit pbrfacts.ca to learn more.




519-664-3701

AAC Cranbrook Barley

- ✓ 6-Row Barley
- ✓ Excellent Yield
- ✓ Excellent Standability
- ✓ Medium Plant Height

AAC Basil Oats

- ✓ Top Grain Yields
- ✓ Great Standability
- ✓ Strong Disease Resistance
- ✓ Medium Plant Height

For information contact: craig@cribit.com or info@cribit.com

SPRING BARLEY – AREA 5

Varietal Characteristics¹

Cultivar	Class	Test Weight (kg/hL)	1000 Kernel Weight(g)	Height (cm)	Lodging ² (0-9)	Heading (days)	Maturity (days)	Straw Yield Index
Bornholm	2R	66.4	46.9	72	0.0	59	80	91
AAC Synergy [Ⓞ]	2R	61.6	45.3	76	0.0	59	81	126
Esma [Ⓞ]	2R	61.7	50.5	66	0.0	61	80	104
OCEANIK	6R	57.0	40.7	85	3.0	55	81	100
Nordbec	6R	56.8	36.4	71	0.0	50	73	56
Amberly	6R	61.6	49.1	90	0.3	56	86	113
Chambly	6R	59.1	46.5	83	1.3	56	84	109
AAC Vitality [Ⓞ]	6R	56.1	42.9	88	3.3	54	85	108
AAC Montrose [Ⓞ]	6R	56.5	44.5	89	3.3	54	83	115
Baden	6R	61.4	39.6	69	0.0	53	80	87
DS8126RB	6R	60.0	42.3	82	2.7	53	82	95
Rafale	6R	61.3	41.6	86	3.0	54	81	89
Ariber [Ⓞ]	6R	58.2	44.0	80	3.3	56	83	89
Massy [Ⓞ]	6R	60.7	44.9	93	1.0	55	83	124
AAC Cranbrook [Ⓞ]	6R	61.3	46.3	83	0.3	55	84	90
Tsunami	6R	59.7	43.0	85	0.0	55	83	103
Means		60.0	44.0	81	1.4	56	82	3.75 t/ha
Locations		1	1	1	1	1	1	1

1 See Head to Head comparisons on GoCrops.ca website for multi-year data for trait characteristics.

2 For ratings 0-9, a high score is undesirable. Disease ratings are taken from naturally occurring infection.

Ⓞ = PBR Status; indicates varieties protected under PBR 91 or PBR 78. Visit pbrfacts.ca to learn more.

WINTER BARLEY

Varietal Characteristics¹

Variety	Sponsor	Type	Yield Index	Winter Survival (%)	Test Weight (kg/hL)	1000 Kernel Weight(g)	Protein (%)	Heading ² Date (JD)	Maturity ² Date (JD)	Height (cm)	Lodging ¹ (0-9)
LCS Calypso	SeCan	2-row	90	98	61.2	44.8	12.4	130	169	95	5.1
SU Ruzena [Ⓞ]	SeCan	2-row	98	98	61.0	41.6	12.2	130	171	83	4.4
Pixel	Semican	6-row	103	97	58.1	38.7	11.4	130	170	89	4.7
Visuel	Semican	6-row	104	99	59.2	38.6	11.4	130	169	93	4.0
Means (t/ha)			7.30	98.0	59.9	43.5	11.7	131	170	93	4.7
Means (bu/acre)			136								
Locations			4	4	4	3	2	4	3	3	4

1 For ratings 0-9, a high score is undesirable. Disease ratings are taken from naturally occurring infection.

2 JD = Julian Days (days from January 1st)

Ⓞ = PBR Status; indicates varieties protected under PBR 91 or PBR 78. Visit pbrfacts.ca to learn more.

SPRING WHEAT – AREAS 2, 3 & 5 COMBINED

Cumulative Yield Index¹ Summary

Cultivar	Class	Area 2					Area 3					Area 5				
		5 yr ²	4 yr	3 yr	2 yr	2024	5 yr ²	4 yr	3 yr	2 yr	2024	5 yr ²	4 yr	3 yr	2 yr	2024
Furano	HRS						98	98	102	106	105	97	94	94	94	94
MAJOR	HRS						101	101	102	104	100	100	97	97	99	94
Fuzion	HRS						96	95	95	92	79	99	99	98	98	96
Wilkin [Ⓞ]	HRS	103	102	105	98	98	98	98	99	95	96	94	97	97	97	94
Raven [Ⓞ]	HRS-a	112	112	111	109	100	103	102	102	101	98	110	110	112	113	115
Ventry	HRS-a	103	103	104	101	111	100	99	102	98	101					
AAC Synox [Ⓞ]	HRS-a						101	101	100	95	94	96	99	100	99	102
Agora	HRS						101	100	100	102	100	99	101	102	101	98
Starlite [Ⓞ]	HRS							102	103	102	105		95	93	94	94
Arvida [Ⓞ]	HRS							104	103	101	103		104	102	103	102
Audika	HRS									93	90				98	102
Kerson [Ⓞ]	EFS-a										115					115
Means (t/ha)		4.34	4.55	4.77	3.84	3.16	3.96	4.01	4.13	4.14	4.10	4.25	4.29	4.43	4.28	3.56
Means (bu/ac)		64.5	67.7	70.9	57.0	47.0	58.8	59.6	61.4	61.6	60.9	63.2	63.9	65.9	63.7	52.9
Locations		14	11	8	5	2	11	10	7	4	2	9	7	5	4	2

1 Values differing by less than 3 within a column may not represent true differences in yield.

2 Cultivar yield ranking may vary from year to year. Decisions are therefore best made using data with the greatest number of years

[Ⓞ] = PBR Status; indicates varieties protected under PBR 91 or PBR 78. Visit pbrfacts.ca to learn more.

SPRING WHEAT – AREA 2

Varietal Characteristics¹

Cultivar	Class	Fusarium Data			Test Weight (kg/hL)	Protein (%)	1000 Kernel Weight (g)	Lodging ³ (0-9)	Heading (days)	Mildew ³ (0-9)	Stripe ³ Rust (0-9)	Straw Yield Index
		Combined ² Fusarium Rating	DON ² Rating	Years								
Wilkin [Ⓞ]	HRS	HS	S	6	67.7	12.4	31.6	0.0	57	1.0	0.0	95
Raven [Ⓞ]	HRS-a	MS	S	6	69.3	13.5	31.3	5.3	59	3.0	0.0	112
Ventry	HRS-a	MS	MR	6	72.1	14.0	32.7	1.3	55	0.0	0.0	93
Means					69.7	13.3	31.8	2.2	57	1.3	0.0	6.12 t/ha
Locations					2	1	2	1	2	1	1	1

1 See Head to Head comparisons on GoCrops.ca website for multi-year data for trait characteristics.

2 MR=moderately resistant (best); MS=moderately susceptible; S=susceptible; HS=highly susceptible (worst)

3 For ratings 0-9, a high score is undesirable. Disease ratings are taken from naturally occurring infection.

[Ⓞ] = PBR Status; indicates varieties protected under PBR 91 or PBR 78. Visit pbrfacts.ca to learn more.

Cumulative Yield Index¹ – Fungicide Applied

Class	Variety	5-Year Index Fungicides		4-Year Index Fungicides		3-Year Index Fungicides		2-Year Index Fungicides		2024 Index Fungicides	
		No	Yes	No	Yes	No	Yes	No	Yes	No	Yes
hrs	Wilkin [Ⓞ]	103*	108	101	107	105	111	97	107	97	117
	Raven [Ⓞ] (awned)	108	111	108	111	108	111	102	108	82	98
	Ventry (awned)	97	101	97	101	98	101	93	101	100	119
Means (t/ha)		4.33	4.55	4.58	4.82	4.73	4.96	4.64	5.13	5.21	6.41
Means (bu/ac)		64.4	67.6	68.1	71.7	70.3	73.8	69.0	76.2	77.5	95.4
Location-Years		9		7		5		3		1	

1 Values differing by less than 3 within a column may not represent true differences in yield.

* Cultivar yield rankings may vary from year to year. Decisions are therefore best made using data with the greatest number of years.

[Ⓞ] = PBR Status; indicates varieties protected under PBR 91 or PBR 78. Visit pbrfacts.ca to learn more.

SPRING WHEAT — AREA 3

Varietal Characteristics¹

Variety	Class	Fusarium Data			Test Weight (kg/hL)	Protein (%)	1000 Kernel Weight (g)	Lodging ³ (0-9)	Height (cm)	Heading (days)	Maturity (days)	Leaf ³ Rust (0-9)	Leaf ³ Septoria (0-9)	Straw Yield Index
		Combined ² Fusarium Rating	DON ² Rating	Years										
Furano	HRS	MS	MS	6	75.7	13.5	34.2	0.5	110	53	88	1.3	3.8	111
MAJOR	HRS	MR	MS	6	74.5	13.5	33.9	1.2	108	54	88	0.0	3.2	118
Fuzion	HRS	MS	MS	6	68.5	14.5	28.5	7.8	112	53	85	0.0	6.3	85
Wilkin [Ⓞ]	HRS	HS	S	6	71.6	13.5	27.9	0.0	89	47	87	2.0	5.3	103
Raven [Ⓞ]	HRS-a	MS	S	6	73.7	13.1	31.0	2.0	103	51	87	3.0	5.8	114
Ventry	HRS-a	MS	MR	6	74.6	14.7	33.9	0.8	104	45	84	1.7	5.5	89
AAC Synox [Ⓞ]	HRS-a	MR	MR	6	76.8	14.9	30.8	4.3	102	49	84	1.0	6.7	95
Agora	HRS	MS	S	4	74.9	14.5	31.8	0.0	101	48	87	1.0	5.8	88
Starlite [Ⓞ]	HRS	HS	HS	3	75.5	14.3	34.9	0.8	108	48	83	1.0	4.3	97
Arvida [Ⓞ]	HRS	MR	MR	2	76.1	12.9	33.0	0.7	109	47	81	2.0	4.5	96
Audika	HRS	MR	MS	1	76.6	14.4	31.1	4.3	105	52	87	1.3	4.8	100
Kerson [Ⓞ]	EFS-a	—	—	—	74.9	12.5	36.6	4.7	109	51	88	1.3	3.5	103
Means					74.7	13.8	32.5	2.0	105	50	86	1.4	4.9	4.65 t/ha
Locations					2	2	2	2	2	2	1	1	2	1

- 1 See Head to Head comparisons on GoCrops.ca website for multi-year data for trait characteristics.
 2 MR=moderately resistant (best); MS=moderately susceptible; S=susceptible; HS=highly susceptible (worst)
 3 For ratings 0-9, a high score is undesirable. Disease ratings are taken from naturally occurring infection.
[Ⓞ] = PBR Status; indicates varieties protected under PBR 91 or PBR 78. Visit pbrfacts.ca to learn more.

Cumulative Yield Index¹ Summary – Intensive Trials

Class	Variety	5-Year Index Fungicides		4-Year Index Fungicides		3-Year Index Fungicides		2-Year Index Fungicides		2024 Index Fungicides	
		No	Yes	No	Yes	No	Yes	No	Yes	No	Yes
hrs	Furano	103*	110	104	112	107	113	106	111	102	112
	MAJOR	99	103	100	105	102	105	104	107	97	106
	Fuzion	91	95	89	93	87	91	85	89	74	82
	Wilkin [Ⓞ]	94	102	93	103	94	104	92	101	90	111
	Raven [Ⓞ] (awned)	98	102	97	101	95	101	96	100	89	98
	Ventry (awned)	95	99	93	98	93	100	91	99	90	106
	AAC Synox [Ⓞ] (awned)	97	102	96	101	97	101	93	97	85	90
	Agora	98	104	95	103	95	103	100	108	95	113
	Starlite [Ⓞ]			95	100	95	100	97	102	100	113
	Arvida [Ⓞ]			102	110	103	113	101	110	101	119
	Audika							95	100	90	102
efs	Kerson [Ⓞ] (awned)									113	118
Means (t/ha)		4.66	4.99	4.98	5.37	4.77	5.13	4.81	5.08	4.52	5.13
Means (bu/ac)		69.2	74.2	74.0	79.9	70.9	76.3	71.5	75.6	67.2	76.3
Location-Years			5		4		3		2		1

- 1 Values differing by less than 3 within a column may not represent true differences in yield.
 * Cultivar yield rankings may vary from year to year. Decisions are therefore best made using data with the greatest number of years.
[Ⓞ] = PBR Status; indicates varieties protected under PBR 91 or PBR 78. Visit pbrfacts.ca to learn more.

Varietal Characteristics¹

Cultivar	Class	Fusarium Data			Test Weight (kg/hL)	Protein (%)	1000 Kernel Weight (g)	Height (cm)	Heading (days)	Maturity (days)	Straw Yield Index
		Combined ² Fusarium Rating	DON ² Rating	Years							
Furano	HRS	MS	MS	6	70.7	13.5	27.2	103	80	95	107
MAJOR	HRS	MR	MS	6	70.4	13.7	29.4	102	80	96	102
Fuzion	HRS	MS	MS	6	70.8	13.7	30.0	105	82	93	96
Wilkin [Ⓞ]	HRS	HS	S	6	68.5	13.8	28.5	80	63	92	94
Raven [Ⓞ]	HRS-a	MS	S	6	72.9	13.3	33.2	95	75	94	102
AAC Synox [Ⓞ]	HRS-a	MR	MR	6	77.8	14.5	29.1	94	74	92	91
Agora	HRS	MS	S	4	74.3	14.5	30.4	96	73	93	102
Starlite [Ⓞ]	HRS	HS	HS	3	75.8	14.1	32.5	94	73	91	96
Arvida [Ⓞ]	HRS	MR	MR	2	74.3	12.7	29.5	105	78	90	89
Audika	HRS	MR	MS	1	74.0	14.2	27.8	104	78	94	102
Kerson [Ⓞ]	EFS-a	—	—	—	72.5	12.7	31.6	102	78	95	120
Means					72.9	13.7	29.6	98	76	93	5.05 t/ha
Locations					2	2	2	2	2	2	1

1 See Head to Head comparisons on GoCrops.ca website for multi-year data for trait characteristics.
 2 MR=moderately resistant (best); MS=moderately susceptible; S=susceptible; HS=highly susceptible (worst)
 Ⓞ = PBR Status; indicates varieties protected under PBR 91 or PBR 78. Visit pbrfacts.ca to learn more.



C&M seeds
THE WHEAT COMPANY

SERIOUS WHEAT

SERIOUS SPRING WHEAT FOR SERIOUS GROWERS

RAVEN

- 112 Yield Index - 5 years!
- Tall variety, lots of straw
- Great Fusarium Tolerance

WILKIN

- Built for high management
- It's short and it stands!
- Long Term Performer

FURANO

- Suited for Eastern Ontario
- Tall variety that stands
- Excellent Protein

TOP YIELDING SPRING & WINTER WHEAT GENETICS FROM A FAMILY OWNED BUSINESS

CALL YOUR LOCAL C&M SEEDS DEALER OR CALL US AT **1-888-733-9432**

www.redwheat.com

SPRING WHEAT – AREA 5 (continued)

Cumulative Yield Index¹ – Fungicide Applied

Class	Variety	5-Year Index Fungicides		4-Year Index Fungicides		3-Year Index Fungicides		2-Year Index Fungicides		2024 Index Fungicides	
		No	Yes	No	Yes	No	Yes	No	Yes	No	Yes
hrs	Furano	91*	104	88	103	91	103	91	105	93	104
	MAJOR	96	100	92	97	93	96	97	95	86	81
	Fuzion	90	96	89	96	90	94	87	87	84	83
	Wilkin [Ⓢ]	94	101	98	106	100	107	102	106	102	103
	Raven [Ⓢ] (awned)	108	111	109	113	115	117	120	122	123	124
	AAC Synox [Ⓢ] (awned)	96	98	98	101	99	102	99	103	103	106
	Agora	94	101	96	105	98	108	95	106	94	112
	Starlite [Ⓢ]			90	96	86	93	87	92	86	86
	Arvida [Ⓢ]			100	107	97	103	97	99	93	96
	Audika							101	99	105	104
efs	Kerson [Ⓢ] (awned)									122	127
Means (t/ha)		4.90	5.23	5.18	5.61	5.45	5.83	5.66	5.90	5.19	5.41
Means (bu/ac)		72.8	77.8	77.0	83.4	81.0	86.7	84.2	87.8	77.2	80.5
Location-Years		5		4		3		2		1	

¹ Values differing by less than 3 within a column may not represent true differences in yield.

* Cultivar yield rankings may vary from year to year. Decisions are therefore best made using data with the greatest number of years.

[Ⓢ] = PBR Status; indicates varieties protected under PBR 91 or PBR 78. Visit pbrfacts.ca to learn more.

WINTER WHEAT – AREAS 1 & 2 COMBINED

Cumulative Yield Index¹

Class	Variety	5 year	4 year	3 year	2 year	2024
sww	Ava	97*	96	96	95	91
	25W38 [Ⓢ] (awned)	104	103	101	101	100
srw	Branson [Ⓢ]	99	99	99	100	104
	Marker	99	99	99	99	98
	UGRC Ring [Ⓢ] (awned)	99	98	98	96	96
	Cruze (awned)	98	98	99	99	100
	B654SRW [Ⓢ]	98	98	98	98	98
	Blaze (awned)	104	103	104	103	107
	Hilliard [Ⓢ] (awned)	106	108	106	106	107
	OAC Constellation [Ⓢ] (awned)	103	103	103	103	106
	Swoop [Ⓢ]		100	101	101	99
	B700SRW (awned)		100	100	99	100
	OAC Moon [Ⓢ] (awned)		102	101	101	99
	OAC Virgo [Ⓢ]			102	102	100
	OAC Twilight [Ⓢ]				97	95
	25R64 (awned)				102	103
	25R29 (awned)				103	104
	Fuze (awned)				103	102
	Caldwell [Ⓢ]					110
	GRO-08SRW					109
	25R65					104
hrw	PRO 81 [Ⓢ] (awned)	101	101	99	99	95
	Adrianus [Ⓢ] (awned)	105	105	104	104	103
	Redford [Ⓢ]				101	99
Means (t/ha)		7.07	7.10	7.37	7.13	6.81
Means (bu/ac)		105.1	105.5	109.5	106.0	101.3
Location-Years		30	24	17	13	6

¹ Values differing by less than 3 within a column may not represent true differences in yield.

* Cultivar yield rankings may vary from year to year. Decisions are therefore best made using data with the greatest number of years.

[Ⓢ] = PBR Status; indicates varieties protected under PBR 91 or PBR 78. Visit pbrfacts.ca to learn more.

Cumulative Yield Index¹ – Intensive Trials

Table with columns: Class, Variety, 5-Year Index Fungicides (No, Yes), 4-Year Index Fungicides (No, Yes), 3-Year Index Fungicides (No, Yes), 2-Year Index Fungicides (No, Yes), 2024 Index Fungicides (No, Yes). Rows include varieties like Ava, Branson, Marker, UGRC Ring, etc., and summary rows for Means and Location-Years.

1 Values differing by less than 3 within a column may not represent true differences in yield.
*Cultivar yield rankings may vary from year to year. Decisions are therefore best made using data with the greatest number of years.
Ⓢ = PBR Status; indicates varieties protected under PBR 91 or PBR 78. Visit pbrfacts.ca to learn more.

FIELD NOTES

Series of horizontal lines provided for field notes.

WINTER WHEAT – AREA 1

Varietal Characteristics¹

Class	Variety	Fusarium Data			Test Weight (kg/hL)	Protein (%)	1000 Kernel Weight (g)	Winter Survival (%)	Lodging ³ (0-9)	Height (cm)	Heading Date (JD)	Maturity Date (JD)	Powdery ³ Mildew (0-9)	Leaf ³ Rust (0-9)	Leaf ³ Septoria (0-9)	Stripe ³ Rust (0-9)
		Combined ² Fusarium Rating	DON ² Rating	Years												
sww	Ava	MS	S	6	72.8	11.1	32.9	93	0.1	107	145	178	3.5	5.8	2.4	1.6
	25W38 ^⓪	S	S	5	73.1	10.7	34.6	98	0.0	86	141	177	0.3	4.0	3.0	2.1
srw	Branson ^⓪	S	MS	6	75.6	10.7	35.7	90	1.1	90	139	176	2.0	4.0	2.1	2.0
	Marker	S	S	6	73.7	9.9	30.9	90	0.8	98	142	177	3.5	5.3	2.5	1.5
	UGRC Ring ^⓪	MS	MS	6	73.9	10.2	36.2	90	2.6	98	141	177	3.3	4.3	2.9	2.3
	Cruze	MS	MS	6	77.0	10.5	34.3	93	1.6	92	141	176	2.3	4.0	2.8	2.3
	B654SRW ^⓪	S	MS	6	76.0	9.8	36.4	93	1.0	100	141	176	4.5	2.3	3.1	2.2
	Blaze	MS	MS	6	75.5	10.6	35.0	88	0.0	94	142	177	1.8	5.0	2.4	1.4
	Hilliard ^⓪	MS	MS	5	76.2	11.1	34.0	100	0.4	91	139	177	0.0	3.3	2.0	0.8
	OAC Constellation ^⓪	S	S	4	78.3	11.0	38.3	100	0.5	91	140	176	0.3	0.5	3.6	2.5
	Swoop ^⓪	MS	MS	3	75.3	10.3	34.0	98	2.8	99	141	177	2.3	2.8	3.0	2.3
	B700SRW	MR	MR	3	75.3	10.5	33.6	95	1.0	87	140	176	3.0	5.3	2.9	2.7
	OAC Moon ^⓪	MS	MS	3	73.9	10.7	30.1	93	0.3	87	140	176	3.0	3.8	3.1	2.4
	OAC Twilight ^⓪	S	S	1	76.9	10.9	36.5	90	0.8	95	139	176	2.3	2.0	4.1	2.4
	OAC Virgo ^⓪	MS	MS	2	75.3	9.7	33.4	93	0.3	94	141	177	0.8	5.5	2.5	2.1
	25R64	MS	S	1	73.0	10.4	34.4	95	0.3	87	143	177	2.3	3.0	2.0	1.8
	25R29	HS	S	1	75.9	10.8	37.2	98	0.3	89	141	177	3.8	4.5	3.1	1.8
	Fuze	MS	S	1	74.5	10.0	33.0	93	0.6	86	142	177	0.8	3.0	2.4	2.1
	Caldwell ^⓪	—	—	—	76.6	10.7	35.1	93	0.1	91	143	177	3.0	1.0	1.6	0.9
	GRO-08SRW	—	—	—	76.6	10.4	33.5	100	0.5	92	140	176	1.3	5.0	2.5	2.3
25R65	—	—	—	72.6	9.7	29.7	93	0.1	85	142	177	1.3	5.5	3.0	2.0	
hrw	PRO 81 ^⓪	MS	MS	6	77.6	12.5	33.4	90	0.4	103	143	176	0.5	2.3	2.6	0.8
	Adrianus ^⓪	S	S	5	78.2	12.0	42.7	98	0.0	95	145	177	0.3	0.5	2.9	1.3
	Redford ^⓪	MR	S	1	74.5	12.5	42.3	95	0.0	107	145	178	3.0	3.3	3.0	1.0
Means					75.3	10.7	34.9	94	0.6	93	141	177	2.0	3.6	2.7	1.9
Locations					3	2	3	1	2	3	3	1	1	1	2	3

1 See Head to Head comparisons on GoCrops.ca website for multi-year data for trait characteristics.
2 MR=moderately resistant (best); MS=moderately susceptible; S=susceptible; HS=highly susceptible (worst).
3 For ratings 0-9, a high score is undesirable. Disease ratings are taken from naturally occurring infection.
^⓪ = PBR Status; indicates varieties protected under PBR 91 or PBR 78. Visit pbrfacts.ca to learn more.

2024 VARIETIES SELECTED

Variety	Variety	Variety

Seeding date:

Harvest date:

Yield:

2024: TOP PICKS

Cumulative Yield Index¹

Class	Variety	5 year	4 year	3 year	2 year	2024
sww	Ava	94*	93	93	92	87
	25W38 ^⓪ (awned)	103	103	101	99	94
srw	Branson ^⓪	99	98	99	101	104
	Marker	98	98	99	98	98
	UGRC Ring ^⓪ (awned)	99	98	99	96	97
	Cruze (awned)	99	99	101	100	101
	B654SRW ^⓪	98	97	96	97	97
	Blaze (awned)	104	102	102	102	102
	Hilliard ^⓪ (awned)	105	106	104	104	106
	OAC Constellation ^⓪ (awned)	102	102	101	101	107
	Swoop ^⓪		99	99	100	100
	B700SRW (awned)		102	101	99	100
	OAC Moon ^⓪ (awned)		102	100	100	97
	OAC Virgo ^⓪			102	100	100
	OAC Twilight ^⓪				96	99
	25R64 (awned)				105	104
	25R29 (awned)				106	109
	Fuze (awned)				103	100
	Caldwell ^⓪					108
GRO-08SRW					109	
25R65					99	
hrw	PRO 81 ^⓪ (awned)	100	99	98	98	93
	Adrianus ^⓪ (awned)	105	104	102	101	99
	Redford ^⓪				97	93
Means (t/ha)		6.88	7.01	7.10	6.86	6.43
Means (bu/ac)		102.4	104.3	105.5	102.0	95.6
Location-Years		14	11	8	6	3

¹ Values differing by less than 3 within a column may not represent true differences in yield.

* Cultivar yield rankings may vary from year to year. Decisions are therefore best made using data with the greatest number of years.

^⓪ = PBR Status; indicates varieties protected under PBR 91 or PBR 78. Visit pbrfacts.ca to learn more.

Cumulative Yield Index¹ Summary – Intensive Trials

Class	Variety	5-Year Index Fungicides		4-Year Index Fungicides		3-Year Index Fungicides		2-Year Index Fungicides		2024 Index Fungicides	
		No	Yes	No	Yes	No	Yes	No	Yes	No	Yes
sww	Ava	91*	96	90	95	90	96	89	96	81	94
	25W38 ^⓪ (awned)	101	106	100	107	98	104	96	104	88	100
srw	Branson ^⓪	96	100	96	101	97	100	98	101	100	105
	Marker	95	101	95	101	96	102	95	102	93	104
	UGRC Ring ^⓪ (awned)	96	100	95	100	96	100	93	98	92	99
	Cruze (awned)	97	103	97	103	99	103	97	103	96	104
	B654SRW ^⓪	95	100	94	100	94	100	94	101	93	105
	Blaze (awned)	102	106	100	105	100	104	99	104	97	104
	Hilliard ^⓪ (awned)	103	106	103	107	102	104	102	105	102	107
	OAC Constellation ^⓪ (awned)	100	103	100	104	99	101	98	101	102	106
	Swoop ^⓪			96	102	97	104	97	105	96	108
	B700SRW (awned)			99	107	99	106	96	105	95	110
	OAC Moon ^⓪ (awned)			99	106	98	105	98	104	92	103
	OAC Twilight ^⓪							93	96	94	102
	OAC Virgo ^⓪					99	105	97	105	94	108
	25R64 (awned)							103	110	100	112
	25R29 (awned)							104	111	104	116
	Fuze (awned)							100	109	95	110
	Caldwell ^⓪									104	107
GRO-08SRW									104	113	
25R65									94	108	
hrw	PRO 81 ^⓪ (awned)	98	99	96	98	95	97	95	98	88	96
	Adrianus ^⓪ (awned)	103	106	101	105	99	103	99	103	94	101
	Redford ^⓪							94	101	87	97
Means (t/ha)		6.84	7.18	7.01	7.39	7.10	7.44	6.86	7.26	6.43	7.15
Means (bu/ac)		101.7	106.8	104.3	109.9	105.5	110.7	102.0	108.0	95.6	106.3
Location-Years		13		11		8		6		3	

¹ Values differing by less than 3 within a column may not represent true differences in yield.

* Cultivar yield rankings may vary from year to year. Decisions are therefore best made using data with the greatest number of years.

^⓪ = PBR Status; indicates varieties protected under PBR 91 or PBR 78. Visit pbrfacts.ca to learn more.

WINTER WHEAT – AREA 2

Varietal Characteristics¹

Class	Variety	Fusarium Data			Test Weight (kg/hL)	Protein (%)	1000 Kernel Weight (g)	Lodging ³ (0-9)	Height (cm)	Heading Date (JD)	Maturity Date (JD)	Powdery ³ Mildew (0-9)	Leaf ³ Septoria (0-9)	Stripe ³ Rust (0-9)	Straw Yield Index
		Combined ² Fusarium Rating	DON ² Rating	Years											
sww	Ava	MS	S	6	63.9	10.7	32.4	1.6	121	151	190	3.9	2.3	2.8	109
	25W38Ⓢ	S	S	5	66.3	10.3	33.0	0.5	101	147	189	0.9	1.3	0.6	87
srw	BransonⓈ	S	MS	6	68.2	10.9	32.1	1.6	104	146	185	2.7	2.8	1.5	90
	Marker	S	S	6	65.6	10.5	29.5	3.8	110	147	189	4.0	1.8	2.9	96
	UGRC RingⓈ	MS	MS	6	64.6	10.4	33.4	5.5	110	147	186	3.4	2.5	4.0	95
	UGRC C2-5	MS	MS	4	62.8	10.1	34.0	1.5	117	151	191	1.7	2.3	4.9	118
	Cruze	MS	MS	6	67.6	10.5	30.9	3.0	103	147	189	3.6	2.8	3.9	94
	UGRC GL164	S	S	4	68.2	10.7	27.0	3.5	104	147	186	3.3	2.0	5.3	99
	B654SRWⓈ	S	MS	6	67.2	10.1	34.2	1.4	113	147	185	3.9	5.3	1.1	97
	Blaze	MS	MS	6	67.9	10.1	33.9	1.1	105	148	188	2.1	1.0	0.9	91
	HilliardⓈ	MS	MS	5	67.2	10.8	32.6	3.1	106	146	187	0.6	1.3	0.5	108
	OAC ConstellationⓈ	S	S	4	68.2	10.6	33.4	5.3	102	146	183	2.2	3.8	1.4	109
	SwoopⓈ	MS	MS	3	66.5	10.2	31.9	4.3	110	148	185	3.5	3.8	1.9	102
	B700SRW	MR	MR	3	66.8	10.4	30.4	1.4	100	146	186	3.8	2.8	4.9	75
	OAC MoonⓈ	MS	MS	3	65.3	10.8	26.4	0.3	99	146	185	2.8	4.3	1.0	94
	OAC TwilightⓈ	S	S	1	65.5	10.8	29.7	1.0	108	145	185	3.0	3.5	6.9	75
	OAC VirgoⓈ	MS	MS	2	68.6	10.0	32.5	1.3	107	147	185	2.3	2.8	2.6	95
	12w931-256	—	—	—	64.7	10.9	31.4	3.0	110	149	188	3.5	1.8	5.6	118
	ca14015-10	—	—	—	65.0	10.6	34.0	3.8	104	147	186	3.5	1.8	1.4	109
	25R64	MS	S	1	63.5	10.5	30.2	0.9	101	149	189	2.5	3.3	1.1	82
	25R29	HS	S	1	67.2	10.3	33.1	0.4	104	148	191	3.8	2.0	6.6	78
	Fuze	MS	S	1	66.8	10.3	29.4	1.0	100	147	187	1.5	2.5	1.4	91
CaldwellⓈ	—	—	—	67.8	10.8	31.6	0.5	103	148	188	4.0	2.0	4.1	108	
GRO-08SRW	—	—	—	69.8	10.4	31.3	2.1	101	146	188	1.9	1.8	3.9	91	
25R65	—	—	—	66.4	9.8	30.2	0.4	99	148	189	2.8	1.5	1.4	85	
hrw	PRO 81Ⓢ	MS	MS	6	69.3	12.6	31.9	5.5	111	148	186	0.4	1.8	0.1	143
	AdrianusⓈ	S	S	5	69.8	12.0	40.5	1.4	110	152	191	0.4	2.0	0.0	133
	RedfordⓈ	MR	S	1	68.3	12.4	41.7	0.6	115	149	189	3.2	1.5	0.1	126
Means					66.7	10.7	32.2	2.1	106	147	187	2.7	2.4	2.6	3.92 t/ha
Locations					3	2	3	2	2	2	1	2	1	2	1

1 See Head to Head comparisons on GoCrops.ca website for multi-year data for trait characteristics.

2 MR=moderately resistant (best); MS=moderately susceptible; S=susceptible; HS=highly susceptible (worst).

3 For ratings 0-9, a high score is undesirable. Disease ratings are taken from naturally occurring infection

Ⓢ = PBR Status; indicates varieties protected under PBR 91 or PBR 78. Visit pbrfacts.ca to learn more.

Cumulative Yield Index¹

Class	Variety	5 year	4 year	3 year	2 year	2024
sww	Ava	99*	99	98	98	94
	25W38⓪ (awned)	104	104	101	103	107
srw	Branson⓪	99	99	99	100	104
	Marker	100	99	100	100	98
	UGRC Ring⓪ (awned)	99	97	97	96	95
	Cruze (awned)	97	97	98	97	99
	B654SRW⓪	99	99	99	98	100
	Blaze (awned)	104	104	105	104	112
	Hilliard⓪ (awned)	108	109	109	108	109
	OAC Constellation⓪ (awned)	104	104	105	104	105
	UGRC C2-5		94	92	92	80
	UGRC GL164		98	98	96	88
	Swoop⓪		102	102	101	97
	B700SRW (awned)		99	99	98	101
	OAC Moon⓪ (awned)		102	102	101	101
	OAC Virgo⓪			103	103	101
	OAC Twilight⓪				98	92
	25R64 (awned)				100	103
	25R29 (awned)				100	99
	Fuze (awned)				103	105
	12w931-256					86
	ca14015-10 (awned)					97
	Caldwell⓪					112
	GRO-08SRW					108
25R65					110	
hrw	PRO 81⓪ (awned)	102	102	101	100	96
	Adrianus⓪ (awned)	105	106	105	107	107
	Redford⓪				104	105
Means (t/ha)		7.21	7.16	7.58	7.33	7.14
Means (bu/ac)		107.2	106.5	112.7	109.0	106.1
Location-Years		16	13	9	7	3

¹ Values differing by less than 3 within a column may not represent true differences in yield.

* Cultivar yield rankings may vary from year to year. Decisions are therefore best made using data with the greatest number of years.

⓪ = PBR Status; indicates varieties protected under PBR 91 or PBR 78. Visit pbrfacts.ca to learn more.

FIELD NOTES

WINTER WHEAT — AREA 2 (continued)

Cumulative Yield Index¹ Summary – Intensive Trials

Class	Variety	5-Year Index Fungicides		4-Year Index Fungicides		3-Year Index Fungicides		2-Year Index Fungicides		2024 Index Fungicides		
		No	Yes	No	Yes	No	Yes	No	Yes	No	Yes	
sww	Ava	96*	105	96	105	95	104	94	104	91	103	
	25W38 [⊕] (awned)	99	108	98	108	95	105	95	106	94	106	
srw	Branson [⊕]	93	104	94	105	94	103	93	103	100	111	
	Marker	97	105	95	104	96	103	95	102	91	92	
	UGRC Ring [⊕] (awned)	92	102	91	102	92	103	90	102	87	98	
	UGRC C2-5			93	103	91	103	92	104	80	92	
	Cruze (awned)	92	103	92	103	92	103	91	103	95	105	
	UGRC GL164			97	106	96	107	96	109	84	107	
	B654SRW [⊕]	96	109	95	110	96	109	94	108	102	114	
	Blaze (awned)	99	111	98	111	98	109	97	109	105	115	
	Hilliard [⊕] (awned)	103	109	104	110	103	109	102	109	104	108	
	OAC Constellation [⊕] (awned)	99	105	99	106	100	107	100	106	99	104	
	Swoop [⊕]			100	110	101	112	100	112	98	110	
	B700SRW (awned)			90	106	91	105	89	103	86	107	
	OAC Moon [⊕] (awned)			97	110	99	111	98	112	97	110	
	OAC Twilight [⊕]							94	105	89	105	
	OAC Virgo [⊕]					99	109	99	109	97	110	
	12w931-256									84	102	
	ca14015-10 (awned)									90	99	
	25R64 (awned)								93	110	99	114
	25R29 (awned)								89	109	79	110
	Fuze (awned)								96	111	97	114
Caldwell [⊕]										105	112	
GRO-08SRW										99	115	
25R65										95	114	
hrw	PRO 81 [⊕] (awned)	99	104	97	103	96	103	96	103	98	101	
	Adrianus [⊕] (awned)	100	105	100	104	99	104	100	105	99	103	
	Redford [⊕]							95	103	97	100	
Means (t/ha)	7.10	7.91	7.15	8.04	7.47	8.39	7.14	8.12	7.97	9.06		
Means (bu/ac)	105.5	117.6	106.4	119.6	111.1	124.7	106.2	120.8	118.5	134.8		
Location-Years		7		6		4		3		1		

1 Values differing by less than 3 within a column may not represent true differences in yield.

2 Cultivar yield rankings may vary from year to year. Decisions are therefore best made using data with the greatest number of years.

[⊕] = PBR Status; indicates varieties protected under PBR 91 or PBR 78. Visit pbrfacts.ca to learn more.

FIELD NOTES

Varietal Characteristics¹

Class	Variety	Fusarium Data			Test Weight (kg/hL)	Protein (%)	1000 Kernel Weight (g)	Winter Survival (%)	Lodging ³ (0-9)	Height (cm)	Heading Date (JD)	Maturity Date (JD)	Powdery Mildew (0-9)	Leaf ³ Rust (0-9)	Leaf ³ Septoria (0-9)	Straw Yield Index
		Combined ² Fusarium Rating	DON ² Rating	Years												
srw	Branson☉	S	MS	6	74.4	10.1	36.9	88	6.1	86	149	185	0.7	1.3	2.0	92
	Marker	S	S	6	73.0	9.7	32.4	82	7.1	92	152	187	2.7	0.7	1.5	106
	UGRC C2-5	MS	MS	4	73.4	9.8	42.3	86	5.1	100	155	189	1.0	2.7	1.4	107
	UGRC GL164	S	S	4	74.1	10.4	30.3	82	7.8	86	150	185	1.3	0.7	1.8	92
	B654SRW☉	S	MS	6	75.0	9.0	40.8	84	4.8	97	151	187	3.3	1.3	2.5	88
	Blaze	MS	MS	6	73.9	10.1	39.7	86	4.9	91	152	185	1.0	1.0	2.3	94
	Hilliard☉	MS	MS	5	74.4	10.3	36.2	91	3.1	90	150	186	0.3	0.0	1.7	100
	OAC Constellation☉	S	S	4	75.8	10.2	38.2	92	5.3	87	150	184	0.0	0.0	3.7	89
	Swoop☉	MS	MS	3	74.1	9.7	35.8	79	7.3	92	152	186	2.7	1.7	1.9	97
	B700SRW	MR	MR	3	74.3	9.9	36.6	84	4.8	85	150	187	3.7	1.3	1.8	99
	OAC Moon☉	MS	MS	3	72.7	10.0	32.0	86	3.6	82	149	187	2.3	1.3	3.1	92
	OAC Twilight☉	S	S	1	74.3	10.1	36.8	89	5.9	90	149	184	0.7	1.3	3.2	89
	OAC Virgo☉	MS	MS	2	75.9	9.6	36.6	86	5.0	90	150	185	1.0	1.7	1.8	95
	25R64	MS	S	1	70.9	9.4	35.9	83	5.4	84	153	189	1.7	0.3	1.6	102
	25R29	HS	S	1	74.0	9.5	41.0	86	1.9	85	151	188	2.0	3.3	2.6	103
	Fuze	MS	S	1	73.6	9.6	37.0	83	2.8	86	151	187	1.3	3.0	1.5	98
	Caldwell☉	—	—	—	74.8	10.2	37.3	90	5.9	87	152	186	0.3	0.0	1.5	101
	GRO-08SRW	—	—	—	76.4	10.0	36.9	86	4.4	84	151	187	0.0	2.0	2.7	105
	25R65	—	—	—	73.0	8.1	34.6	72	—	78	156	189	1.3	1.7	2.7	—
hrw	PRO 81☉	MS	MS	6	78.9	11.6	36.5	83	2.8	91	152	187	0.0	0.3	2.5	115
	Adrianus☉	S	S	5	76.9	11.4	45.5	84	0.6	89	154	188	0.0	0.3	1.8	123
	Redford☉	MR	S	1	76.2	11.6	48.2	89	1.1	97	153	186	0.0	0.3	2.1	112
Means					74.6	10.1	37.7	85	4.5	89	151	186	1.2	1.2	2.1	6.99 t/ha
Locations					3	3	3	2	2	3	3	3	1	1	2	1

1 See Head to Head comparisons on GoCrops.ca website for multi-year data for trait characteristics.
 2 MR=moderately resistant (best); MS=moderately susceptible; S=susceptible; HS=highly susceptible (worst).
 3 For ratings 0-9, a high score is undesirable. Disease ratings are taken from naturally occurring infection.
 ☉☉ = PBR Status; indicates varieties protected under PBR 91 or PBR 78. Visit pbrfacts.ca to learn more.

Cumulative Yield Index¹

Class	Variety	5 year	4 year	3 year	2 year	2024
srw	Branson☉	101*	101	100	102	102
	Marker	96	95	95	96	91
	UGRC C2-5	99	98	97	97	93
	UGRC GL164	98	98	98	98	95
	B654SRW☉	101	101	101	101	103
	Blaze (awned)	101	101	101	101	101
	OAC Constellation☉ (awned)	100	101	101	102	103
	Swoop☉		101	101	99	97
	Hilliard (awned)☉			101	101	102
	OAC Moon☉ (awned)			103	103	104
	OAC Virgo☉			102	101	102
	B700SRW (awned)				101	102
	25R64 (awned)				103	105
	25R29 (awned)				106	110
	Fuze (awned)				104	104
	OAC Twilight☉					95
	Caldwell☉					104
	GRO-08SRW					101
hrw	PRO 81☉ (awned)	97	98	97	94	94
	Adrianus☉ (awned)	99	99	98	95	97
	Redford☉				95	96
Means (t/ha)		8.16	8.45	8.60	8.68	9.00
Means (bu/ac)		121.4	125.6	127.8	129.1	133.8
Location-Years		13	12	9	6	3

1 Values differing by less than 3 within a column may not represent true differences in yield.
 * Cultivar yield rankings may vary from year to year. Decisions are therefore best made using data with the greatest number of years.
 ☉☉ = PBR Status; indicates varieties protected under PBR 91 or PBR 78. Visit pbrfacts.ca to learn more.

WINTER WHEAT — AREA 3 (continued)

Cumulative Yield Index¹ Summary – Intensive Trials

Class	Variety	5-Year Index Fungicides		4-Year Index Fungicides		3-Year Index Fungicides		2-Year Index Fungicides		2024 Index Fungicides	
		No	Yes	No	Yes	No	Yes	No	Yes	No	Yes
srw	Branson [Ⓞ]	100*	109	97	109	96	110	100	107	101	104
	Marker	89	99	86	99	83	100	88	98	80	90
	UGRC C2-5	93	99	91	100	87	99	89	95	84	87
	UGRC GL164	97	100	96	101	95	100	97	96	93	90
	B654SRW [Ⓞ]	97	106	94	105	94	107	97	105	102	105
	Blaze (awned)	100	104	99	106	98	108	101	108	103	107
	Hilliard [Ⓞ] (awned)					94	105	98	106	101	107
	OAC Constellation [Ⓞ] (awned)	95	103	95	106	93	108	98	107	100	105
	Swoop [Ⓞ]			97	106	96	107	96	104	96	102
	B700SRW (awned)							97	109	97	109
	OAC Moon [Ⓞ] (awned)					99	111	101	111	102	109
	OAC Twilight [Ⓞ]									94	101
	OAC Virgo [Ⓞ]					98	109	96	104	98	104
	25R64 (awned)							100	110	105	111
	25R29 (awned)							106	117	113	120
	Fuze (awned)							102	109	99	103
	Caldwell [Ⓞ]									104	108
GRO-08SRW									99	108	
hrw	PRO 81 [Ⓞ] (awned)	92	98	91	98	88	97	85	91	90	92
	Adrianus [Ⓞ] (awned)	92	95	92	97	90	96	87	94	94	97
	Redford [Ⓞ]							85	91	90	98
Means (t/ha)		7.13	7.68	7.64	8.45	7.92	8.92	8.52	9.30	8.70	9.21
Means (bu/ac)		106.0	114.1	113.5	125.7	117.7	132.6	126.7	138.3	129.3	136.9
Location-Years		5		4		3		2		1	

¹ Values differing by less than 3 within a column may not represent true differences in yield.

* Cultivar yield rankings may vary from year to year. Decisions are therefore best made using data with the greatest number of years.

[Ⓞ] = PBR Status; indicates varieties protected under PBR 91 or PBR 78. Visit pbrfacts.ca to learn more.

2024 VARIETIES SELECTED

Variety	Variety	Variety

Seeding date:

Harvest date:

Yield:

2024: TOP PICKS

Varietal Characteristics¹

Class	Variety	Fusarium Data			Test Weight (kg/hL)	Protein %	1000 Kernel Weight (g)	Winter Survival (%)	Lodging ³ (0-9)	Height (cm)	Heading Date (JD)	Maturity Date (JD)
		Combined ² Fusarium DON ²		Years								
		Rating	Rating	Years								
srw	Marker	S	S	6	74.9	9.4	29.3	85	2.3	91	164	206
	UGRC C2-5	MS	MS	4	75.0	10.0	34.6	88	2.5	95	166	207
	UGRC GL164	S	S	4	77.2	10.6	27.8	83	0.0	85	164	205
	B654SRW☉	S	MS	6	77.8	9.9	36.6	89	0.3	95	165	205
	Blaze	MS	MS	6	75.9	10.0	33.4	93	0.0	90	166	206
	Hilliard☉	MS	MS	5	78.3	11.2	35.5	93	0.0	85	164	205
	OAC Constellation☉	S	S	4	78.0	10.3	34.8	88	0.0	83	164	204
	Swoop☉	MS	MS	3	77.8	10.2	33.8	91	0.5	90	166	206
	B700SRW	MR	MR	3	77.0	10.5	33.2	85	0.0	83	164	206
	OAC Moon☉	MS	MS	3	73.8	10.2	26.1	81	0.0	79	163	205
	OAC Twilight☉	S	S	1	77.8	11.0	36.2	89	0.0	89	163	204
	OAC Virgo☉	MS	MS	2	76.2	9.4	30.9	92	0.0	89	164	205
	25R64	MS	S	1	74.8	9.6	34.0	94	0.0	80	166	207
	25R29	HS	S	1	76.7	10.5	37.3	94	0.0	83	166	207
	Fuze	MS	S	1	76.8	9.9	32.6	90	0.0	79	164	206
	GRO-08SRW	—	—	—	80.0	10.9	34.3	94	0.0	84	164	206
	25R65	—	—	—	70.5	8.7	23.6	78	0.0	83	169	214
hrw	PRO 81☉	MS	MS	6	78.5	12.7	32.2	88	0.3	85	166	206
	Adrianus☉	S	S	5	76.7	12.4	38.1	90	0.0	86	168	207
	Redford☉	MR	S	1	71.6	12.7	37.6	83	0.0	90	168	207
Means					76.4	10.6	33.3	89	0.3	86	165	206
Locations					2	2	2	2	1	2	2	2

1 See Head to Head comparisons on GoCrops.ca website for multi-year data for trait characteristics.
 2 MR=moderately resistant (best); MS=moderately susceptible; S=susceptible; HS=highly susceptible (worst).
 3 For ratings 0-9, a high score is undesirable. Disease ratings are taken from naturally occurring infection.
 ☉ = PBR Status; indicates varieties protected under PBR 91 or PBR 78. Visit pbrfacts.ca to learn more.

Cumulative Yield Index¹

Class	Variety	4 year	3 year	2 year	2024
srw	Marker	102*	101	101	97
	UGRC C2-5	103	98	96	93
	UGRC GL164	98	95	89	90
	B654SRW☉	111	110	110	115
	Blaze (awned)	104	105	103	101
	Swoop☉	105	107	106	108
	Hilliard☉ (awned)		100	100	101
	OAC Virgo☉		104	103	100
	OAC Constellation☉ (awned)			99	96
	B700SRW (awned)			103	97
	OAC Moon☉ (awned)			97	91
	25R29 (awned)			116	117
	25R64 (awned)				113
	OAC Twilight☉				97
	Fuze (awned)				102
	GRO-08SRW				111
	hrw	PRO 81☉ (awned)	91	91	89
Adrianus☉ (awned)		80	77	79	92
Redford☉				90	86
Means (t/ha)		7.55	7.82	8.00	7.89
Means (bu/ac)		112.3	116.3	118.9	117.3
Location-Years		8	6	4	2

1 Values differing by less than 3 within a column may not represent true differences in yield.
 * Cultivar yield rankings may vary from year to year. Decisions are therefore best made using data with the greatest number of years.
 ☉ = PBR Status; indicates varieties protected under PBR 91 or PBR 78. Visit pbrfacts.ca to learn more.

WINTER WHEAT (continued)

Cumulative Yield Index¹ Summary – Intensive Trials

Class	Variety	4-Year Index Fungicides		3-Year Index Fungicides		2-Year Index Fungicides		2024 Index Fungicides	
		No	Yes	No	Yes	No	Yes	No	Yes
srw	Marker	99*	103	99	103	102	104	104	105
	UGRC C2-5	98	98	97	95	98	99	96	96
	UGRC GL164	98	98	96	95	96	99	99	96
	B654SRW ^⓪	104	108	105	107	105	108	110	109
	Blaze (awned)	106	107	109	107	105	104	105	105
	Hilliard ^⓪ (awned)			103	101	98	95	97	91
	OAC Constellation ^⓪ (awned)					102	98	102	97
	Swoop ^⓪	105	108	104	106	102	104	105	100
	B700SRW (awned)					104	104	102	101
	OAC Moon ^⓪ (awned)					103	103	103	102
	OAC Twilight ^⓪							98	95
	OAC Virgo ^⓪			104	103	101	102	107	104
	25R64 (awned)							111	106
	25R29 (awned)					109	107	107	104
	Fuze (awned)							104	101
	GRO-08SRW							102	97
hrw	PRO 81 ^⓪ (awned)	94	93	95	95	93	89	93	89
	Adrianus ^⓪ (awned)	87	89	86	88	91	93	92	87
	Redford ^⓪					91	90	91	87
Means (t/ha)		8.68	8.77	9.01	9.01	9.16	9.13	9.49	9.15
Means (bu/ac)		129.1	130.4	133.9	134.0	136.2	135.7	141.1	136.1
Location-Years		4		3		2		1	

¹ Values differing by less than 3 within a column may not represent true differences in yield.

* Cultivar yield rankings may vary from year to year. Decisions are therefore best made using data with the greatest number of years.

^⓪^⓪ = PBR Status; indicates varieties protected under PBR 91 or PBR 78. Visit pbrfacts.ca to learn more.

SeCan
Canada's Seed Partner

Genes on-line.

For genes that fit your farm[®], visit secan.com

Certified Seed
YOU'RE PLANTING SUCCESS

Genes that fit your farm[®] is a registered trademark of SeCan.

Distributor Contacts for Listed Varieties in Seed Ontario 2025

Look up variety within the correct CROP KIND to find the company, then look for company phone number in the box at bottom of section.

Oats

Hulled	
RC Amaze	Rosebank Seed Farms Ltd.
Avatar	Pedigrain
AAC Bullet	SeCan Association
AAC Richmond	Semican Inc
AAC Oaklin	C&M Seeds
AAC Nicolas	SeCan Association
Kalio	Maizex
AAC Chandler	Labonte Seed Ltd.
AAC Reid	Alliance Agri-Turf
AAC Zip	Semican Inc
Alise	Marc Bercier Seed Cleaning
AAC Captain	SeCan Association
AAC Wallace	Semican Inc
AAC Loki	Synagri
Nika	Maizex
Mistral	Synagri
AAC Basil	SeCan Association
AAC Wight	SeCan Association
Shaka	Maizex
Annie	C&M Seeds
Trinity	C&M Seeds
AAC Marquis	SeCan Association

Spring Barley

2 Row	
Bornholm	Alliance Agri-Turf/Beatty Seeds/ Snobelen Farms
AAC Synergy	Semican Inc
Esma	SeCan Association
6 Row	
Dignity	SeCan Association
OCEANIK	Synagri
Nordbec	Labonte Seed Ltd.
Amberly	Rosebank Seed Farms Ltd.
Chambly	Semences Prograin Inc
AAC Vitality	Advantage Seed Growers
AAC Montrose	Labonte Seed Ltd.
Baden	SeCan Association
DS8126RB	Alliance Agri-Turf/Beatty Seeds/ Snobelen Farms
Rafale	Semican Inc
Ariber	Marc Bercier Seed Cleaning
Massy	Snobelen Farms
AAC Cranbrook	SeCan Association
Tsunami	Semican Inc
6 Row hullless	
AAC Malcolm	SeCan Association

Spring Wheat

Hard Red Spring Wheat	
Furano	C&M Seeds
MAJOR	Synagri
Fuzion	Semences Prograin Inc
Wilkin	C&M Seeds
Raven (awned)	C&M Seeds
Ventry (awned)	SeCan Association
AAC Synox (awned)	Synagri
Agora	Semican Inc
Starlite	Snobelen Farms/Marc Bercier Seed Cleaning
Arvida	Semican Inc
Audika	Synagri
Eastern Feed Spring Wheat	
Kerson (awned)	Maizex

Winter Wheat

Soft White Winter	
Ava	Alliance Agri-Turf/Snobelen Farms
25W38 (awned)	Pioneer Seeds
Soft Red Winter	
Branson	Alliance Agri-Turf/Snobelen Farms
Marker	Snobelen Farms
UGRC Ring (awned)	Elite Seeds
UGRC C2-5	Semican Inc
Cruze (awned)	C & M Seeds
UGRC GL164	Semican Inc
B654SRW	Alliance Agri-Turf/Snobelen Farms
Blaze (awned)	C & M Seeds
Hilliard (awned)	C & M Seeds
OAC Constellation (awned)	SeCan Association
Swoop	C & M Seeds
B700SRW (awned)	Alliance Agri-Turf/Snobelen Farms
OAC Moon (awned)	SeCan Association
OAC Twilight	University of Guelph
OAC Virgo	SeCan Association
12w931-256	Univ of Guelph, Ridgetown
ca14015-10 (awned)	Univ of Guelph, Ridgetown
25R64 (awned)	Pioneer Seeds
25R29 (awned)	Pioneer Seeds
Fuze (awned)	C & M Seeds
Caldwell	SeCan Association
GRO-08SRW	Alliance Agri-Turf/Snobelen Farms
25R65	Pioneer HiBred
Hard Red Winter	
PRO 81 (awned)	C & M Seeds
Adrianus (awned)	C & M Seeds
Redford	C & M Seeds

DISTRIBUTOR	PHONE NUMBER
Advantage Seed Growers	1-705-878-8200
Alliance Agri-Turf	1-800-971-4870
Beatty Seeds Ltd	1-613-393-2333
C&M Seeds	1-888-733-9432
Elite Seeds	
Labonte Seeds	1-705-647-3129
Maizex Seeds Inc	1-877-682-1720
Marc Bercier Cleaning Inc.....	1-613-524-2981
Pedigrain	1-819-347-7502
Pioneer Seeds.....	
Rosebank Seed Farms Ltd	1-519-345-2697
SeCan Association	1-866-797-7874
Semences Prograin	1-800-817-3732
Semican Inc	1-866-362-3385
Snobelen Farms Ltd.....	1-519-528-2092
Synagri	1-450-799-3226
University of Guelph, OAC Research Innovation Office (RIO)	
.....	1-519-824-4120 x58488
University of Guelph, Ridgetown Campus.....	1-519-674-1500

Growers List



OATS

S=Select; F=Foundation; R=Registered; C=Certified; ☉ Indicates Plant Breeders Rights (PBR) protection under UPOV 1978 and ☉ protected or pending under UPOV 1991; ** listed varieties are eligible for seed class, but undergoing post-harvest seed testing for Additional Certification Requirements, at time of publication.

AAC BASIL☉

Bloomfield; BEATTY SEEDS LTD.....	613-393-2333	C
Demorestville; BIG ISLAND SEEDS LTD.....	613-921-9557	R
Lindsay; MIDNIGHT ACRES	705-878-8200	R
Lucknow; SNOBELEN FARMS LTD.....	800-582-5669	C
Ripley; COURTNEY GRAIN AND SEED (2015) LTD.....	519-395-2972	S F
Staffa; ROSEBANK SEED FARMS LTD.....	519-345-2697	R
West Montrose; CRIBIT SEEDS.....	519-664-3701	R

AAC BULLET


Dublin; R.T. BOLTON & SON.....	519-525-6430	C
Lindsay; MIDNIGHT ACRES	705-878-8200	C
Lucknow; SNOBELEN FARMS LTD.....	800-582-5669	C
Ripley; COURTNEY GRAIN AND SEED (2015) LTD.....	519-395-2972	C

AAC CHANDLER☉

New Liskeard; LABONTE SEED DIVISION OF RELIABLE ELEVATORS CORP. (ON)	705-647-3129	R C
--	--------------	-----

AAC NICOLAS☉

New Liskeard; LABONTE SEED DIVISION OF RELIABLE ELEVATORS CORP. (ON)	705-647-3129	C
New Liskeard; PHILLIPS SEEDS LTD.....	705-563-8375	C



508 St. George Road R.R. #1
Branchton, On, N0B 1L0
P: 519-620-1100
C: 519-635-2511
F: 519-620-9560

Family owned and operated high pedigreed seed grower and outlet in Branchton Ontario. We provide commercial elevator drying and storage services to meet all your needs.

THE SEED GROWERS CHOICE
HIGH QUALITY PEDIGREED & CERTIFIED SEEDS
Oats • Barley • Wheat • Soybeans
www.ssltd.ca

Peter Szentimrey

Email: peter@ssltd.ca

OATS

S=Select; F=Foundation; R=Registered; C=Certified; ☉ Indicates Plant Breeders Rights (PBR) protection under UPOV 1978 and ☉ protected or pending under UPOV 1991; ** listed varieties are eligible for seed class, but undergoing post-harvest seed testing for Additional Certification Requirements, at time of publication.

AAC REID☉

Lindsay; MIDNIGHT ACRES	705-878-8200	R C
Thornton; ALLIANCE AGRI-TURF	705-424-1410	R C
West Montrose; CRIBIT SEEDS.....	519-664-3701	S F C

AAC WIGHT☉

New Liskeard; PHILLIPS SEEDS LTD.....	705-563-8375	R
---------------------------------------	--------------	---

ALISE

St. Isidore; MARC BERCIER SEED CLEANING INC.	613-524-2981	C
---	--------------	---

ANNIE

Palmerston; CONNELL FARMS INC.	519-343-2626	S F
-------------------------------------	--------------	-----

CDC HAYMAKER☉

Lucknow; SNOBELEN FARMS LTD.....	800-582-5669	C
----------------------------------	--------------	---

EVERLEAF 126

Lucknow; SNOBELEN FARMS LTD.....	800-582-5669	R
----------------------------------	--------------	---

LAVOIE☉

Cobden; STONE FARMS	613-281-2734	S
---------------------------	--------------	---



When you choose Horizon Seeds, you're not just selecting hybrids and varieties— you're investing in the family values, independence, and unwavering dedication that drive everything we do.

GRAIN.SILAGE.SOYBEANS.

www.horizonseeds.ca

OATS

S=Select; F=Foundation; R=Registered; C=Certified; ☉ Indicates Plant Breeders Rights (PBR) protection under UPOV 1978 and ☉ protected or pending under UPOV 1991; *** listed varieties are eligible for seed class, but undergoing post-harvest seed testing for Additional Certification Requirements, at time of publication.

ORE BOOST☉

Cobden; STONE FARMS 613-281-2734 R

SHADOW

Cobden; STONE FARMS 613-281-2734 F

SPRING BARLEY

AAC CRANBROOK☉

Branchton; SZENTIMREY, PETER, ZACHARY, ZANE & HANNAH 519-635-2511 S F
 Demorestville; BIG ISLAND SEEDS LTD. 613-921-9557 F
 Palmerston; CONNELL FARMS INC. 519-343-2626 S F
 Ripley; COURTNEY GRAIN AND SEED (2015) LTD. 519-395-2972 S F
 West Montrose; CRIBIT SEEDS 519-664-3701 S F

AAC MALCOLM☉

West Montrose; CRIBIT SEEDS 519-664-3701 S

AAC VITALITY☉

Lindsay; MIDNIGHT ACRES 705-878-8200 F C
 Lucknow; SNOBELEN FARMS LTD. 800-582-5669 F C

AMBERLY

Staffa; ROSEBANK SEED FARMS LTD. 519-345-2697 C

ARIBER☉

St. Isidore; MARC BERCIER SEED CLEANING INC. ... 613-524-2981 R

BORNHOLM

Lucknow; SNOBELEN FARMS LTD. 800-582-5669 R

DIGNITY

Demorestville; BIG ISLAND SEEDS LTD. 613-921-9557 C
 Lindsay; MIDNIGHT ACRES 705-878-8200 R
 Ripley; COURTNEY GRAIN AND SEED (2015) LTD. 519-395-2972 C

DS8126RB

Lucknow; SNOBELEN FARMS LTD. 800-582-5669 C
 Thornton; ALLIANCE AGRI-TURF 705-424-1410 R C

DUNDEE

Ripley; COURTNEY GRAIN AND SEED (2015) LTD. 519-395-2972 C

ESMA☉

Branchton; SZENTIMREY, PETER, ZACHARY, ZANE & HANNAH 519-635-2511 S F R
 Lindsay; MIDNIGHT ACRES 705-878-8200 C
 Lucknow; SNOBELEN FARMS LTD. 800-582-5669 R
 West Montrose; CRIBIT SEEDS 519-664-3701 C

MASSY☉

Lucknow; SNOBELEN FARMS LTD. 800-582-5669 S F

SPRING WHEAT

FURANO

Palmerston; C&M SEEDS 519-343-2126 S F C
 St. Isidore; MARC BERCIER SEED CLEANING INC. ... 613-524-2981 C

JACKBO

St. Isidore; MARC BERCIER SEED CLEANING INC. ... 613-524-2981 S F

RAVEN☉

Palmerston; C&M SEEDS 519-343-2126 S R C



SEMICAN

Nurturing Excellence

Development | Research
 Specialty Crops | Buyback contracts



Cereals

Oats | Wheat | Barley | Rye | Buckwheat



Forages

Alfalfa | Forage Mixture | Clover | Trefoil



Cover crops
 & Intercrops



Magniva

Silage inoculant

For more information please contact
 our seed specialists

Larry Gilman
 lgilman@semican.ca
 705-308-9870

Patrick Théoret
 ptheoret@semican.ca
 613-804-5096

Valerie Yoder
 vyoder@semican.ca
 613-223-5439

Head Office
 50 industriel Blvd, Princeville
 QC G6L 4P2

SPRING WHEAT

S=Select; F=Foundation; R=Registered; C=Certified; ☉ Indicates Plant Breeders Rights (PBR) protection under UPOV 1978 and ☉ protected or pending under UPOV 1991; *** listed varieties are eligible for seed class, but undergoing post-harvest seed testing for Additional Certification Requirements, at time of publication.

STARLITE☉

St. Isidore; MARC BERCIER SEED CLEANING INC. ... 613-524-2981 S F R C

TOPAZE

Saint-Hyacinthe; SYNAGRI S.E.C. 450-799-3225 R

VENTRY

Lucknow; SNOBELEN FARMS LTD. 800-582-5669 C
Ripley; COURTNEY GRAIN AND SEED (2015) LTD. 519-395-2972 R

WILKIN☉

Palmerston; C&M SEEDS. 519-343-2126 S F R

WINTER BARLEY

LCS CALYPSO

Branchton; SZENTIMREY, PETER, ZACHARY, ZANE & HANNAH
..... 519-635-2511 C
Demorestville; BIG ISLAND SEEDS LTD. 613-921-9557 R
Lucknow; SNOBELEN FARMS LTD. 800-582-5669 R
Sarnia; PARK, DAVID RUSSELL 519-383-7007 S F

SU RUZENA☉

Cobden; STONE FARMS 613-281-2734 R C
Lucknow; SNOBELEN FARMS LTD. 800-582-5669 R
West Montrose; CRIBIT SEEDS. 519-664-3701 R

WINTER WHEAT

AAC WILDFIRE☉

New Liskeard; LABONTE SEED DIVISION OF RELIABLE ELEVATORS CORP.
(ON) 705-647-3129 C

AC MOUNTAIN

West Montrose; CRIBIT SEEDS. 519-664-3701 S F

ADRIANUS☉

Palmerston; C&M SEEDS. 519-343-2126 R

B654SRW☉

Thornton; ALLIANCE AGRI-TURF 705-424-1410 F R

BLAZE

Palmerston; C&M SEEDS. 519-343-2126 R

BRANSON☉

Lucknow; SNOBELEN FARMS LTD. 800-582-5669 R C
Thornton; ALLIANCE AGRI-TURF 705-424-1410 C

CRUZE

Palmerston; C&M SEEDS. 519-343-2126 R

EMPEROR☉

Brantford; BOW PARK FARM INC. 519-759-7075 R

FTHP REDEEMER

Lucknow; SNOBELEN FARMS LTD. 800-582-5669 S F R

WINTER WHEAT

S=Select; F=Foundation; R=Registered; C=Certified; ☉ Indicates Plant Breeders Rights (PBR) protection under UPOV 1978 and ☉ protected or pending under UPOV 1991; *** listed varieties are eligible for seed class, but undergoing post-harvest seed testing for Additional Certification Requirements, at time of publication.

FUZE

Palmerston; C&M SEEDS. 519-343-2126 S F

GRO-08SRW

Lucknow; SNOBELEN FARMS LTD. 800-582-5669 S F
Thornton; ALLIANCE AGRI-TURF 705-424-1410 C

HILLIARD☉

Palmerston; C&M SEEDS. 519-343-2126 F R C

MARKER

Lucknow; SNOBELEN FARMS LTD. 800-582-5669 S F C

OAC CONSTELLATION☉

Alvinston; MACKELLAR FARMS 519-318-4463 S F R
Alvinston; MC RAE, JONATHAN & MATTHEW 519-464-2887 C
Branchton; SZENTIMREY, PETER, ZACHARY, ZANE & HANNAH
..... 519-635-2511 R
Brantford; BOW PARK FARM INC. 519-759-7075 R
Chesley; ROSE VALLEY FARMS. 519-377-0548 C
Demorestville; BIG ISLAND SEEDS LTD. 613-921-9557 R C
Guelph; WOODRILL FARM ENT. 519-821-1018 S F R
Jarvis; LANDRAY FARM INC. 905-870-4002 R
Lindsay; MIDNIGHT ACRES 705-878-8200 R C
Lucknow; SNOBELEN FARMS LTD. 800-582-5669 C
Sarnia; PARK, DAVID RUSSELL 519-383-7007 S F
St. Isidore; MARC BERCIER SEED CLEANING INC. ... 613-524-2981 C
Thornton; ALLIANCE AGRI-TURF 705-424-1410 R

OAC MOON☉

Branchton; SZENTIMREY, PETER, ZACHARY, ZANE & HANNAH
..... 519-635-2511 F R
Jarvis; LANDRAY FARM INC. 905-870-4002 S F
Lindsay; MIDNIGHT ACRES 705-878-8200 R
Lucknow; SNOBELEN FARMS LTD. 800-582-5669 S F R
Ripley; COURTNEY GRAIN AND SEED (2015) LTD. 519-395-2972 F
Sarnia; PARK, DAVID RUSSELL 519-383-7007 S

OAC VIRGO☉

Alvinston; MACKELLAR FARMS 519-318-4463 S F
Demorestville; BIG ISLAND SEEDS LTD. 613-921-9557 F
Lucknow; SNOBELEN FARMS LTD. 800-582-5669 R C

PRO 81☉

Palmerston; C&M SEEDS. 519-343-2126 S F R C

REDFORD☉

Palmerston; C&M SEEDS. 519-343-2126 S F

SECORD

Sarnia; PARK, DAVID RUSSELL 519-383-7007 F

SWOOP☉

Palmerston; C&M SEEDS. 519-343-2126 S F C

UGRC RING☉

Alvinston; MACKELLAR FARMS 519-318-4463 S F

Corn Crops

Corn Performance Trials are conducted by the Ontario Corn Committee

The ONTARIO CORN COMMITTEE is made up of representatives of Agriculture and Agri-Food Canada, the Ontario Ministry of Agriculture, Food and Agribusiness, the University of Guelph, the Ontario Soil and Crop Improvement Association, the Grain Farmers of Ontario and Seeds Canada. Hybrid Performance trials are conducted each year by the following cooperating agencies: Ridgetown Campus, University of Guelph; Plant Agriculture Department, University of Guelph; Winchester Research Station, University of Guelph, Kent Ag Research Inc., Agriculture and Agri-Food Canada at Ottawa.

For more information go to www.GoCrops.ca

Interpretation of Results

Corn Heat Units – Ratings for all areas of the province are based on the average heat unit accumulation for the period from May 1 to the date in the fall when the long-term average daily temperature falls below 12 C or an occurrence of -2 C, whichever comes first. Hybrid heat unit ratings have been assigned by the sponsoring company.

% Lodging – “Lodged Plants” includes plants with stalks that are broken below the ear and plants leaning such that the ear is in the adjacent row or otherwise unharvestable. Because all hybrids in a trial are harvested on the same date, the early hybrids within each table tend to show a greater amount of stalk breakage than do later hybrids. Stalk strength should be compared only with hybrids of the same maturity.

% Moisture – The accuracy of moisture measurement decreases as moisture content increases. Results for hybrids with very high moisture contents should be interpreted with caution.

LSD (0.10) – The LSD is a measure of variability within the trial. There is a ninety percent probability that yield indices that differ by an amount greater than the LSD are different. Yield indices that differ by an amount less than or equal to the LSD should be considered to be equal. For example, if the LSD is 10, two hybrids with yield indexes of 110 and 101 should be considered to be equal.

PHOTO: KIRAN NAGARE/ISTOCK/GETTYIMAGES

Ontario Performance Trial Data

CORN

Comments:

For more detailed information go to www.GoCrops.ca

Testing Methods

Hybrids entered in the Hybrid Corn Performance Trials are selected by the seed companies. A testing fee is charged per hybrid per replication. A hybrid must be entered in all trials within a table.

In each trial, hybrids are replicated in a suitable experimental design. Trials are machine planted with an excess of seed and thinned at an early growth stage to obtain a uniform population. A row width of 30 inches is used in all trials. Plots consist of four rows of which the middle two rows are harvested for yield. Fertilizer rates may be higher than those recommended by OMAFA to compensate for any variability in soil nutrient supply.

Most of the hybrids entered in the trials were treated with a seed treatment to control soil insects. Hybrids that were not treated with are not identified in the report. There was no significant damage from soil insects at any of the locations.

To determine the percentage of lodged plant, a count is made, immediately before harvest, of all plants broken below the ear and all plants which are leaning such that the ear is in the adjacent row or is otherwise unharvestable.

The moisture percentage of the grain is measured at harvest time. The weight of grain harvested from each plot is determined and the yield of shelled corn is calculated at 15% moisture. Test weights are recorded either during harvest, using combine-mounted monitoring equipment, or in the laboratory, using accepted procedures.

The index in the tables indicates a percent of the average of all hybrids included in the trial(s). Index figures above 100 reflect the percentage by which a hybrid is above the average, and index figures below 100 show the percent below average. Small differences in index (i.e. less than the LSD shown at the bottom of the table) are not significant. When a hybrid has a higher index over two years, this difference is probably real and should be considered when choosing a hybrid.

Hybrid selection should be based on the most data available. Greater emphasis should be put on averages from several locations and years because these provide a more accurate prediction of future performance than do single location results.

The average yield for each table is given in bushels per acre. You can calculate the actual yield for a hybrid by multiplying the average yield times its yield index and dividing by 100.

The average test weight is given in kg/hl (kilograms per hectoliter). You can calculate the actual test weight of a hybrid by multiplying the average test weight times its test weight index and dividing by 100.

Within each table, hybrids are identified by brand and/or hybrid number or name. Hybrids are listed in approximate order of maturity based on heat unit ratings provided by the companies.

Explanation of Codes for Special Genetic Traits

Code	GM Traits
0	Conventional Hybrid
4	Roundup Ready Corn 2
6	VT Double PRO
8	SmartStax
14	Agrisure GT
20	Agrisure Viptera 3111
24	Optimum AcreMax Xtreme
25	Optimum AcreMax Xtra
27	Viptera
28	Agrisure Above
30	PowerCore Enlist
31	SmartStax Enlist
32	Trecepta
33	Duracade
34	DuracadeViptera
36	Qrome
37	Optimum AcreMax Leptra
38	SmartStax PRO

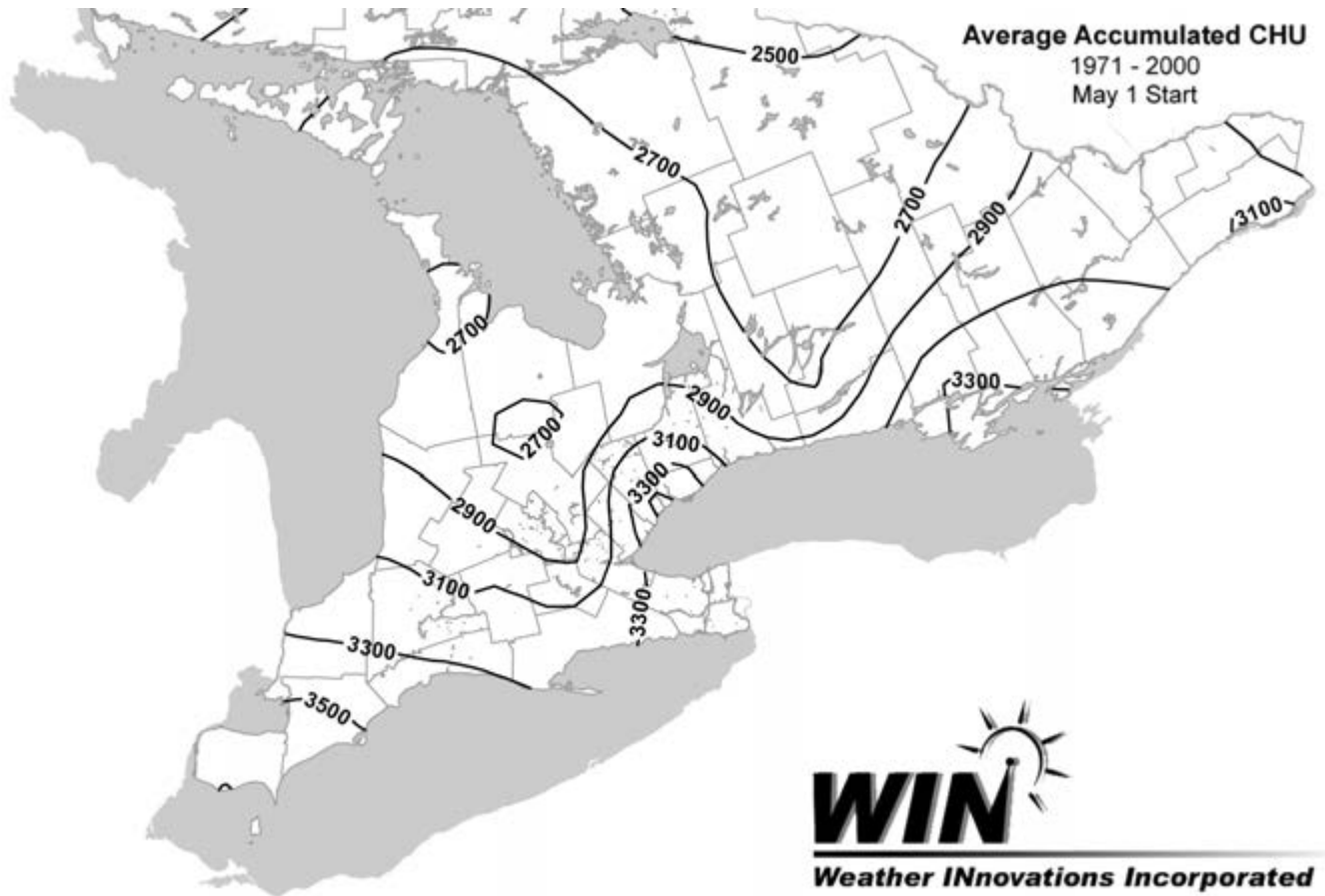
Notes:

The Ontario Corn Committee does not assess hybrids for Special Genetic Traits. Hybrid descriptions are based on information received from corn companies, as of November 2024. Although the Ontario Corn Committee believes the information contained in this report is accurate, growers are advised to consult dealers of the respective hybrids and products before making purchasing or management decisions. All hybrids included in this report have been fully approved for food and feed use in Canada and the United States. However, a number have not been approved for use in the European Union. Corn harvested from these non-EU approved hybrids must be delivered to a market that will not ship the grain or its processed products to Europe. For more information, contact your seed supplier. Information regarding the genetic traits carried by all commercially available hybrids and their acceptability for export can also be obtained from the Seeds Canada website at: <https://seeds-canada.ca/corn-hybrid-database/>

Explanation of Seed Treatment Codes

Seed Treatments	
–	No Treatment
A	Acceleron 250
C	Cruiser Maxx 250
F	Fortenza
L	Lumivia
P	Poncho 250
AD	Acceleron Standard Diamide

CORN HEAT UNIT MAP



CHU Ratings are based on the average heat unit accumulation for the period from May 1 to the date in the fall when the long-term average daily temperature falls below 12° C or an occurrence of -2° C, whichever comes first.

DISTRIBUTOR CONTACTS – Seed Corn

CROPLAN	1-306-249-5112	Maizex	1-877-682-1720
De Dell.....	1-519-264-2676	NK Brand.....	1-877-964-3682
DEKALB.....	1-519-767-3366	Pioneer	1-800-265-9435
DLF	1-705-878-9240	PRIDE Seeds.....	1-800-265-5280
Horizon	1-519-842-5538	Saatbau	1-514-609-0881

TABLE 1 – Harriston, Dundalk

CHU	Brand and/or Hybrid	GM Trait	Seed Trt	2023-2024 averages ¹				2024 averages ²					
				average of 4 trials				average of 2 trials					
				Yield Index	Moist %	Ldg %	Test Wt Index	Yield Index	Moist %	Ldg %	Test Wt Index		
2100	CROPLAN	CP1440VT2P	6	F	95	22.5	0	102	90	19.6	0	105	
2150	Pioneer	P7574AM	23	L	96	20.6	1	105	92	18.4	1	106	
2250	Maizex	MZ 1544DBR	6	F	99	22.3	0	99	97	20.1	0	101	
2275	Saatbau	Aroldo	0	C	95	22.7	4	105	88	20.3	6	106	
2300	Maizex	MZ 1688DBR	6	F	97	22.5	2	101	95	20.3	2	102	
2350	CROPLAN	CP2324VT2P	6	F					96	20.1	5	99	
2350	Pioneer	P8048AM	23	L	97	23.1	0	102	95	20.5	0	104	
2375	CROPLAN	CP2180VT2P	6	F	100	22.3	1	100	98	20.8	1	100	
2375	PRIDE Seeds	A4848G2 RIB	6	F					95	20.7	0	103	
2400	Pioneer	P82288PCE	30	L					98	20.0	3	100	
2400	Pioneer	P8294AM	23	L	100	21.6	1	102	102	19.6	1	103	
2400	PRIDE Seeds	A5175G2	6	P5					103	21.0	1	102	
2425	DEKALB	DKC081-18RIB	6	AD					106	21.2	0	100	
2450	CROPLAN	2288VT2P/RIB	6	F	95	22.9	0	102	96	20.8	0	103	
2450	DEKALB	DKC082-21RIB	32	AD					99	21.2	1	101	
2450	Maizex	MZ 2266DBR	6	F	97	22.6	0	102	96	21.0	0	103	
2450	Pioneer	P8407AM	23	L	99	24.7	1	96	98	21.9	0	98	
2500	Maizex	MZ 2344DBR	6	F	100	22.4	2	101	99	20.4	2	102	
2525	De Dell	DL 1815	0	—	98	24.5	3	101	96	21.7	3	102	
2525	DEKALB	DKC084-60RIB	6	AD	104	23.6	1	99	104	21.4	1	100	
2525	Saatbau	Ribello	0	C	97	25.5	1	104	88	22.3	2	105	
2550	Horizon	HZ 2536	34	F	98	26.0	1	101	95	23.8	1	101	
2550	Saatbau	SL20284	0	C					96	22.1	5	99	
2575	DEKALB	DKC35-29RIB	6	AD	105	23.3	0	101	106	21.3	1	101	
2575	Maizex	MZ 2575DBR	6	F					110	22.5	0	97	
2600	DEKALB	DKC36-48RIB	6	AD	107	24.3	1	99	109	21.4	1	100	
2600	DLF	PS 2571GSX RIB	8	AD					97	23.0	2	99	
2600	Maizex	MZ 269	0	F	106	24.3	0	98	103	22.8	1	99	
2600	Maizex	MZ 2699DBR	6	F	105	23.9	0	98	103	22.1	0	98	
2600	Pioneer	P8602AM	23	L					99	21.4	1	99	
2600	Pioneer	P87040PCE	30	L					104	22.4	0	97	
2600	Pioneer	P8859AM	23	L					108	22.5	0	99	
2625	DLF	DLF 2777RRR	4	AD	104	25.3	0	98	103	22.7	0	99	
2625	NK Brand	NK8558-AA	28	F	99	25.2	2	98	101	22.6	3	98	
2625	PRIDE Seeds	A5292G8 RIB	8	F	98	24.6	0	99	97	22.4	1	100	
2625	PRIDE Seeds	A5424G2 RIB	6	F	99	25.0	0	100	100	22.8	1	100	
2650	DEKALB	DKC087-08RIB	8	AD	104	25.3	0	99	101	22.8	1	100	
2650	NK Brand	NK8519-DV	34	F	96	25.6	2	98	93	22.2	3	99	
2650	Pioneer	P9026AM	23	L					101	22.9	1	100	
2650	PRIDE Seeds	A5775G2	6	P5					103	21.0	0	102	
2675	DEKALB	DKC088-04RIB	32	AD					103	23.7	3	98	
2675	DLF	DLF 27309VT2P	6	AD					98	24.9	1	94	
2675	Horizon	HX 2910	28	F					109	25.2	1	96	
2675	NK Brand	NK8711-V	27	F					102	23.5	1	99	
2700	DLF	DLF 27427VT2P	6	AD					115	24.2	2	97	
2700	Horizon	HX 3032	0	F					97	26.4	3	97	
2700	Maizex	MZ 2982DBR	6	F	101	26.4	0	97	97	23.2	1	98	
2725	DLF	DLF 2712GSX RIB	8	AD					111	24.6	0	98	
2725	DLF	DLF 2767VT2P RIB	6	AD	106	26.7	0	97	109	24.1	1	97	
2775	DLF	DLF 2799RRR	4	AD	99	28.0	0	97	98	26.2	0	96	
2800	DEKALB	DKC42-05RIB	6	AD	104	25.5	0	98	104	24.0	0	98	
LSD (0.10) for Yield Index Points*					5				7				
Average all hybrids†					200	24.1	1	69	210	22.1	1	70	

1 Dundalk 2023-2024, Harriston 2023-2024

2 Dundalk, Harriston

* The LSD is a measure of variability within the trial. Yield indices that differ by an amount less than or equal to the LSD should be considered to be equal.

† Average Yields are shown in bushels per acre. Average Test Weights are shown in kg/hl.

Results of 2024 Performance Trials								
			DUNDALK			HARRISTON		
CHU	Brand and/or Hybrid		Yield Index	Moist %	Ldg %	Yield Index	Moist %	Ldg %
2100	CROPLAN	CP1440VT2P	93	20.9	0	87	18.3	0
2150	Pioneer	P7574AM	89	18.9	1	94	18.0	0
2250	Maizex	MZ 1544DBR	94	21.1	0	101	19.0	0
2275	Saatbau	Aroldo	87	21.4	7	90	19.1	6
2300	Maizex	MZ 1688DBR	94	21.9	1	96	18.7	3
2350	CROPLAN	CP2324VT2P	91	20.6	8	101	19.7	3
2350	Pioneer	P8048AM	102	21.6	0	88	19.4	0
2375	CROPLAN	CP2180VT2P	98	22.1	3	98	19.6	0
2375	PRIDE Seeds	A4848G2 RIB	96	21.7	0	93	19.6	0
2400	Pioneer	P82288PCE	93	19.5	3	103	20.4	3
2400	Pioneer	P8294AM	103	20.1	1	101	19.1	0
2400	PRIDE Seeds	A5175G2	106	22.1	0	100	19.8	1
2425	DEKALB	DKC081-18RIB	106	22.2	0	105	20.2	0
2450	CROPLAN	2288VT2P/RIB	96	22.0	0	95	19.7	0
2450	DEKALB	DKC082-21RIB	95	22.8	1	102	19.6	0
2450	Maizex	MZ 2266DBR	97	22.3	0	95	19.6	0
2450	Pioneer	P8407AM	99	23.6	0	98	20.3	0
2500	Maizex	MZ 2344DBR	101	21.7	3	96	19.1	1
2525	De Dell	DL 1815	102	22.3	3	89	21.1	4
2525	DEKALB	DKC084-60RIB	103	22.4	1	105	20.3	1
2525	Saatbau	Ribello	86	23.2	3	89	21.5	1
2550	Horizon	HZ 2536	97	25.3	1	93	22.3	0
2550	Saatbau	SL20284	94	23.3	8	97	20.9	1
2575	DEKALB	DKC35-29RIB	109	22.7	1	103	19.8	0
2575	Maizex	MZ 2575DBR	114	24.3	0	106	20.7	0
2600	DEKALB	DKC36-48RIB	113	22.8	1	106	20.0	0
2600	DLF	PS 2571GSX RIB	92	25.4	4	102	20.5	0
2600	Maizex	MZ 269	104	24.5	1	102	21.0	0
2600	Maizex	MZ 2699DBR	101	22.9	0	106	21.3	0
2600	Pioneer	P8602AM	92	21.8	0	106	20.9	1
2600	Pioneer	P87040PCE	100	23.5	0	107	21.3	0
2600	Pioneer	P8859AM	109	23.0	0	107	21.9	0
2625	DLF	DLF 2777RRR	104	24.7	0	102	20.8	0
2625	NK Brand	NK8558-AA	103	23.9	4	99	21.3	3
2625	PRIDE Seeds	A5292G8 RIB	95	23.9	1	99	20.9	0
2625	PRIDE Seeds	A5424G2 RIB	99	25.2	1	102	20.4	0
2650	DEKALB	DKC087-08RIB	102	24.5	1	100	21.1	0
2650	NK Brand	NK8519-DV	90	23.0	4	95	21.4	1
2650	Pioneer	P9026AM	95	24.4	3	107	21.4	0
2650	PRIDE Seeds	A5775G2	104	22.0	0	103	20.1	0
2675	DEKALB	DKC088-04RIB	100	26.2	6	106	21.1	0
2675	DLF	DLF 27309VT2P	95	27.5	3	102	22.3	0
2675	Horizon	HX 2910	110	26.7	1	107	23.7	0
2675	NK Brand	NK8711-V	102	26.0	1	102	20.9	0
2700	DLF	DLF 27427VT2P	121	26.6	1	109	21.8	3
2700	Horizon	HX 3032	98	28.6	4	96	24.1	1
2700	Maizex	MZ 2982DBR	97	25.1	2	97	21.3	0
2725	DLF	DLF 2712GSX RIB	112	27.8	0	110	21.5	0
2725	DLF	DLF 2767VT2P RIB	113	25.8	1	105	22.4	0
2775	DLF	DLF 2799RRR	100	29.1	0	96	23.3	0
2800	DEKALB	DKC42-05RIB	104	26.4	0	104	21.6	0
LSD (0.10) for Yield Index Points*			12			5		
Average all hybrids†			202	23.6	2	217	20.7	1

Hybrid selection should be based on the most data available. Emphasis should be put on averages from several locations and years because these provide a more accurate prediction of future performance than do single location results.

Note: The accuracy of moisture measurement decreases as moisture content increases. This also affects the accuracy of yield determination. Results for hybrids with moisture contents over 30% should be interpreted with much caution.

TABLE 2 – Elora, Kinburn, Port Hope, Wingham

CHU	Brand and/or Hybrid	GM Trait	Seed Trt	2023-2024 averages ¹				2024 averages ²					
				average of 8 trials				average of 4 trials					
				Yield Index	Moist %	Ldg %	Test Wt Index	Yield Index	Moist %	Ldg %	Test Wt Index		
2350	CROPLAN	CP2324VT2P	6	F					95	18.9		101	
2450	Pioneer	P8407AM	23	L	94	20.7		101	91	19.2		102	
2575	Maizex	MZ 2575DBR	6	F					98	19.4		100	
2600	Maizex	MZ 269	0	F	95	21.3		102	95	20.1		102	
2600	Maizex	MZ 2699DBR	6	F	99	21.4		101	99	19.9		101	
2600	Pioneer	P8602AM	23	L	97	21.0		101	98	20.1		101	
2600	Pioneer	P87040PCE	30	L					95	20.0		101	
2600	Pioneer	P8859AM	23	L	95	21.4		101	94	20.1		102	
2625	CROPLAN	CP2585VT2P	6	F	92	21.1		102	93	19.6		103	
2650	CROPLAN	2790VT2P/RIB	6	F	95	20.9		102	94	19.4		102	
2650	Pioneer	P9026AM	23	L	101	21.9		103	98	20.2		104	
2675	Saatbau	SL40003	0	C					102	21.8		100	
2700	CROPLAN	2965VT2P/RIB	6	F	94	21.3		102	96	19.5		102	
2700	De Dell	DL 3007	0	F					98	21.3		103	
2700	Horizon	HZ 3050	33	F	97	23.3		98	97	20.9		98	
2700	Maizex	MZ 2982DBR	6	F	99	22.1		100	96	20.4		100	
2725	DLF	27324GSX	8	AD	100	22.6		99	99	20.5		99	
2725	DLF	DLF 2712GSX RIB	8	AD	105	22.5		100	104	20.4		100	
2725	DLF	DLF 2767VT2P RIB	6	AD	99	21.8		100	103	20.3		100	
2725	Maizex	MZ 3117DBR	6	F	100	21.9		98	100	21.0		97	
2725	NK Brand	NK9023-DV	34	F	97	22.2		101	95	20.5		101	
2725	NK Brand	NK9044-AA	28	F					102	20.6		101	
2725	PRIDE Seeds	A5959G2 RIB	6	F	98	22.4		100	96	20.9		100	
2750	De Dell	DL 3146	0	—	94	22.5		101	90	20.7		101	
2750	Horizon	HZ 3247	34	F	97	22.9		101	97	21.0		101	
2750	Maizex	MZ 314	0	F	102	23.4		98	103	21.5		97	
2750	NK Brand	NK9175-DV	34	F	98	23.1		100	99	21.6		100	
2750	Pioneer	P9233Q	36	L					98	21.1		100	
2750	Pioneer	P9316Q	36	L					104	21.3		102	
2750	PRIDE Seeds	A5925	0	F									
2750	PRIDE Seeds	A5977G8 RIB	8	F	98	22.3		102	99	20.3		103	
2775	Maizex	MZ 3314SMX	8	F	103	23.1		99	107	21.7		99	
2800	DEKALB	DKC42-05RIB	6	AD	103	22.3		100	105	20.6		99	
2800	DEKALB	DKC42-90RIB	6	AD	104	22.6		100	106	21.2		100	
2800	DLF	DLF 2731VT2P RIB	6	AD	101	22.9		102	102	21.1		103	
2800	Horizon	HZ 3386	33	F	100	24.1		97	101	21.6		98	
2800	Maizex	MZ 3432TRE	32	F					110	21.3		97	
2800	NK Brand	NK9400-V	27	F					97	21.7		101	
2800	Pioneer	P9466AML	37	L					103	21.6		98	
2825	DEKALB	DKC093-76RIB	38	AD	101	23.5		98	101	20.8		97	
2850	De Dell	DL 3905	0	—	107	23.1		99	105	21.7		98	
2850	DEKALB	DKC094-94RIB	39	AD					106	21.4		96	
2850	Maizex	MZ 3505DBR	6	F	103	22.8		99	103	20.9		100	
2850	Maizex	MZ 3528DBR	6	F	103	23.7		99	103	21.5		98	
2850	NK Brand	NK9535-V	27	F	103	23.9		101	100	22.3		101	
2850	PRIDE Seeds	A6566G8 RIB	8	F					105	20.8		100	
2875	DEKALB	DKC46-50RIB	8	AD	103	23.9		99	102	21.7		99	
2875	DLF	DLF 2891GSX RIB	8	AD	106	24.7		98	106	22.4		98	
2875	NK Brand	NK9601-AA	28	F	103	23.9		99	99	22.6		98	
2900	DEKALB	DKC096-21RIB	32	AD	106	24.3		98	103	22.0		98	
2900	DEKALB	DKC46-40RIB	6	AD	109	23.1		99	109	21.3		99	
LSD (0.10) for Yield Index Points*					3				5				
Average all hybrids†					238	22.6		68	233	20.9			69

¹ Elora 2023-2024, Kinburn 2023-2024, Port Hope T2 2023-2024, Wingham 2023-2024

² Elora, Kinburn, Port Hope T2, Wingham

* The LSD is a measure of variability within the trial. Yield indices that differ by an amount less than or equal to the LSD should be considered to be equal.

† Average Yields are shown in bushels per acre. Average Test Weights are shown in kg/hl.

		Results of 2024 Performance Trials											
		ELORA			KINBURN			PORT HOPE T2			WINGHAM		
CHU	Brand and/or Hybrid	Yield Index	Moist %	Ldg %	Yield Index	Moist %	Ldg %	Yield Index	Moist %	Ldg %	Yield Index	Moist %	Ldg %
2350	CROPLAN	CP2324VT2P	96	19.4	1	90	18.6	89	18.0	4	105	19.6	0
2450	Pioneer	P8407AM	92	21.0	0	90	18.5	96	17.6	0	88	19.8	0
2575	Maizex	MZ 2575DBR	101	20.9	1	97	19.0	93	18.0	0	101	19.8	0
2600	Maizex	MZ 269	93	21.4	3	94	19.1	97	19.1	1	95	20.7	0
2600	Maizex	MZ 2699DBR	89	20.9	0	99	19.5	103	18.3	0	104	20.8	0
2600	Pioneer	P8602AM	93	21.5	0	98	19.3	98	17.9	0	103	21.5	0
2600	Pioneer	P87040PCE	99	22.3	2	101	19.4	80	17.6	3	97	20.6	0
2600	Pioneer	P8859AM	90	21.8	0	97	19.6	89	18.0	1	97	21.0	0
2625	CROPLAN	CP2585VT2P	93	20.9	0	93	18.5	89	18.2	1	96	20.7	0
2650	CROPLAN	2790VT2P/RIB	86	21.2	0	103	19.4	95	17.5	3	89	19.6	0
2650	Pioneer	P9026AM	105	22.4	0	98	19.6	93	17.7	0	95	21.1	0
2675	Saatbau	SL40003	109	22.8	1	98	21.1	106	19.3	6	96	24.1	0
2700	CROPLAN	2965VT2P/RIB	95	21.4	0	98	19.1	99	17.9	3	91	19.7	0
2700	De Dell	DL 3007	102	22.0	0	96	20.0	104	19.6	0	93	23.5	0
2700	Horizon	HZ 3050	102	20.8	0	104	21.0	86	19.1	14	93	22.8	0
2700	Maizex	MZ 2982DBR	95	21.5	0	96	19.6	93	18.8	0	99	21.8	0
2725	DLF	27324GSX	105	21.2	0	101	20.9	91	18.1	0	99	22.0	0
2725	DLF	DLF 2712GSX RIB	105	22.1	0	104	19.5	102	18.7	0	105	21.5	0
2725	DLF	DLF 2767VT2P RIB	100	21.3	0	103	19.8	107	18.4	1	104	21.7	0
2725	Maizex	MZ 3117DBR	106	21.8	1	96	20.0	108	19.3	0	91	22.8	0
2725	NK Brand	NK9023-DV	80	21.4	0	95	19.5	102	18.4	1	103	22.5	0
2725	NK Brand	NK9044-AA	107	22.2	0	97	19.5	102	18.9	0	101	21.6	0
2725	PRIDE Seeds	A5959G2 RIB	101	23.5	1	100	19.2	84	17.7	0	99	23.2	0
2750	De Dell	DL 3146	89	21.9	1	89	20.1	85	19.1	4	98	21.8	0
2750	Horizon	HZ 3247	95	22.5	0	95	20.7	102	19.1	0	96	21.7	0
2750	Maizex	MZ 314	110	22.3	0	108	20.9	95	19.0	3	99	23.9	0
2750	NK Brand	NK9175-DV	98	22.1	0	93	21.6	106	18.8	0	101	24.0	0
2750	Pioneer	P9233Q	95	22.4	0	98	20.4	101	18.6	0	100	22.9	0
2750	Pioneer	P9316Q	98	22.7	0	107	20.3	115	19.8	5	96	22.5	0
2750	PRIDE Seeds	A5925				94	20.7	101	17.9	1			0
2750	PRIDE Seeds	A5977G8 RIB	95	21.7	0	99	19.5	108	18.9	0	93	21.2	0
2775	Maizex	MZ 3314SMX	106	24.4	0	108	20.3	117	19.1	0	101	22.9	0
2800	DEKALB	DKC42-05RIB	108	22.1	0	106	20.2	105	18.7	0	102	21.4	0
2800	DEKALB	DKC42-90RIB	102	24.1	0	109	19.8	103	18.2	0	108	23.0	0
2800	DLF	DLF 2731VT2P RIB	98	22.7	0	100	19.7	116	19.4	0	96	22.4	0
2800	Horizon	HZ 3386	100	22.5	1	101	20.6	99	19.8	5	102	23.5	0
2800	Maizex	MZ 3432TRE	110	22.5	0	106	19.5	112	19.3	1	115	23.9	0
2800	NK Brand	NK9400-V	99	23.4	0	90	21.6	108	20.5	1	91	21.5	0
2800	Pioneer	P9466AML	110	23.0	1	107	21.4	92	19.0	1	99	23.2	0
2825	DEKALB	DKC093-76RIB	110	22.2	0	97	20.0	94	18.0	0	104	22.8	0
2850	De Dell	DL 3905	107	21.9	0	99	23.0	96	18.9	0	121	22.8	0
2850	DEKALB	DKC094-94RIB	109	22.8	0	108	19.9	101	19.0	3	106	23.8	0
2850	Maizex	MZ 3505DBR	101	22.8	0	105	19.9	103	18.8	6	102	22.0	0
2850	Maizex	MZ 3528DBR	101	21.8	0	108	20.2	108	19.5	1	96	24.6	0
2850	NK Brand	NK9535-V	97	25.9	0	97	20.2	99	19.7	1	107	23.2	0
2850	PRIDE Seeds	A6566G8 RIB	109	22.3	0	106	19.7	110	18.5	0	95	22.5	0
2875	DEKALB	DKC46-50RIB	102	23.0	0	101	20.8	104	18.2	0	102	24.8	0
2875	DLF	DLF 2891GSX RIB	106	24.8	0	104	21.2	113	18.9	4	104	24.7	0
2875	NK Brand	NK9601-AA	101	23.8	0	98	21.9	98	20.6	1	99	24.2	0
2900	DEKALB	DKC096-21RIB	106	23.3	0	108	20.5	92	19.6	4	105	24.6	0
2900	DEKALB	DKC46-40RIB	96	22.8	0	113	20.6	110	18.8	0	117	23.0	0
LSD (0.10) for Yield Index Points*			11			7		15			9		
Average all hybrids†			232	22.3	0	264	20.1	203	18.7	2	231	22.3	0

Hybrid selection should be based on the most data available. Emphasis should be put on averages from several locations and years because these provide a more accurate prediction of future performance than do single location results.

Note: The accuracy of moisture measurement decreases as moisture content increases. This also affects the accuracy of yield determination. Results for hybrids with moisture contents over 30% should be interpreted with much caution.

TABLE 3E – Bainsville, Ottawa, Winchester

CHU	Brand and/or Hybrid	GM Trait	Seed Trt	2023-2024 averages ¹				2024 averages ²				
				average of 5 trials				average of 3 trials				
				Yield Index	Moist %	Ldg %	Test Wt Index	Yield Index	Moist %	Ldg %	Test Wt Index	
2600	Pioneer	P87040PCE	30	L					97	16.9		102
2600	Pioneer	P8859AM	23	L	93	18.1		103	92	16.4		102
2650	CROPLAN	2790VT2P/RIB	6	F	93	17.4		104	95	16.2		104
2650	Pioneer	P9026AM	23	L	98	18.4		104	96	16.7		104
2700	CROPLAN	2965VT2P/RIB	6	F	92	18.0		104	95	16.5		104
2700	De Dell	DL 3007	0	F					88	17.9		103
2725	CROPLAN	CP2972SS	8	F	95	19.4		102	93	17.6		102
2725	CROPLAN	CP3166VT2P	6	F	94	19.0		100	93	17.1		100
2725	Maizex	MZ 3117DBR	6	F	96	18.7		101	95	17.0		102
2725	NK Brand	NK9023-DV	34	F	96	19.1		101	95	17.8		100
2725	NK Brand	NK9044-AA	28	F					92	17.0		102
2750	De Dell	DL 2866	0	—					93	19.0		99
2750	Horizon	HZ 3260	0	F	95	19.0		101	94	17.8		101
2750	NK Brand	NK9175-DV	34	F	97	20.2		101	96	18.7		100
2750	Pioneer	P9233Q	36	L					98	17.4		101
2750	Pioneer	P9316Q	36	L	100	19.3		103	98	17.6		102
2775	CROPLAN	CP3143VT2P	6	F					104	17.1		101
2775	Maizex	MZ 3314SMX	8	F	99	19.7		101	99	17.6		102
2800	CROPLAN	CP3330VT2P	6	F					101	17.9		100
2800	CROPLAN	CP3341SS	8	F	96	18.9		100	95	16.9		100
2800	Horizon	HZ 3386	33	F					95	18.5		100
2800	Maizex	MZ 3432TRE	32	F					105	17.9		99
2800	NK Brand	NK9400-V	27	F					95	18.9		100
2800	Pioneer	P9466AML	37	L	100	19.7		100	99	17.9		100
2850	De Dell	DL 3905	0	—	102	19.1		100	101	17.5		101
2850	DEKALB	DKC094-94RIB	39	AD					109	18.0		98
2850	Horizon	HZ 3511	0	F					96	19.1		99
2850	Horizon	HZ 3584	34	F	98	21.1		98	95	19.2		98
2850	Maizex	MZ 3505DBR	6	F	103	20.3		100	102	17.8		101
2850	Maizex	MZ 3528DBR	6	F	102	19.8		100	100	17.7		101
2850	NK Brand	NK9535-V	27	F	98	20.5		100	97	18.8		100
2850	Pioneer	P9624Q	36	L	96	19.8		100	94	17.6		101
2850	Pioneer	P96760AM	23	L	104	21.7		99	104	19.0		100
2850	PRIDE Seeds	A6566G8 RIB	8	F	100	19.2		103	102	17.2		103
2850	PRIDE Seeds	A6572G2 RIB	6	F	94	19.4		101	91	17.5		101
2875	DEKALB	DKC45-74RIB	8	AD	106	21.0		99	105	18.3		100
2875	DLF	DLF 2891GSX RIB	8	AD	105	21.6		98	105	18.6		98
2875	Horizon	HZ 3690	30	F					98	18.5		100
2875	Maizex	MZ 369	0	F	98	20.3		97	95	18.6		98
2875	NK Brand	NK9601-AA	28	F	101	20.7		101	100	19.1		101
2875	PRIDE Seeds	A6580G4 RIB	32	F					104	18.0		102
2900	CROPLAN	CP3790VT2P	6	F					109	18.5		98
2900	DEKALB	DKC096-21RIB	32	AD	107	20.9		99	105	18.6		99
2900	DEKALB	DKC46-40RIB	6	AD	105	19.5		102	101	17.4		102
2900	DLF	DLF 2954VT2P RIB	6	AD	103	20.6		101	103	17.7		102
2900	Maizex	MZ 3717SSP	38	F					102	18.1		100
2900	PRIDE Seeds	A6694G2 RIB	6	F	100	20.2		100	101	18.1		101
2925	Pioneer	P9823V	40	L					104	18.8		99
2950	DEKALB	DKC48-08RIB	8	AD	105	21.6		98	103	19.2		98
2950	DLF	DLF 2926VT4P RIB	39	AD					104	18.9		98
2950	Maizex	MZ 3930DBR	6	F	104	21.7		98	105	19.1		99
2950	Maizex	MZ 397	0	F	105	20.1		99	103	18.0		100
2950	Pioneer	P9845PCE	30	L	104	21.8		96	107	19.4		97
2950	Pioneer	P9845V	36	L					101	19.0		98
2975	DLF	DLF 2991VT2P RIB	6	AD	104	21.0		98	103	18.6		98

Results of 2024 Performance Trials

BAINSVILLE

OTTAWA

WINCHESTER

CHU	Brand and/or Hybrid		BAINSVILLE			OTTAWA			WINCHESTER		
			Yield Index	Moist %	Ldg %	Yield Index	Moist %	Ldg %	Yield Index	Moist %	Ldg %
2600	Pioneer	P87040PCE	91	15.6	3	101	18.7	0	97	16.3	
2600	Pioneer	P8859AM	92	15.4	0	95	18.2	0	88	15.5	
2650	CROPLAN	2790VT2P/RIB	96	15.4	0	99	17.9	0	91	15.4	
2650	Pioneer	P9026AM	101	15.8	0	95	18.6	0	93	15.9	
2700	CROPLAN	2965VT2P/RIB	87	15.5	3	98	18.1	0	97	15.9	
2700	De Dell	DL 3007	92	17.4	0	83	19.0	0	89	17.2	
2725	CROPLAN	CP2972SS	89	16.2	0	94	19.3	0	95	17.2	
2725	CROPLAN	CP3166VT2P	91	15.7	1	98	19.0	0	92	16.6	
2725	Maizex	MZ 3117DBR	95	16.1	0	93	18.1	0	97	16.7	
2725	NK Brand	NK9023-DV	97	16.4	0	94	19.8	0	95	17.4	
2725	NK Brand	NK9044-AA	90	15.7	3	94	18.4	0	93	17.1	
2750	De Dell	DL 2866	95	18.6	0	100	20.8	0	85	17.6	
2750	Horizon	HZ 3260	101	16.8	1	89	19.3	0	93	17.2	
2750	NK Brand	NK9175-DV	95	17.6	0	98	20.5	0	95	18.0	
2750	Pioneer	P9233Q	98	16.2	0	99	19.1	0	96	17.0	
2750	Pioneer	P9316Q	96	16.4	4	98	19.2	0	100	17.3	
2775	CROPLAN	CP3143VT2P	101	16.0	0	105	19.1	0	105	16.3	
2775	Maizex	MZ 3314SMX	102	16.6	0	94	19.3	0	100	16.9	
2800	CROPLAN	CP3330VT2P	102	16.6	0	99	19.5	0	102	17.6	
2800	CROPLAN	CP3341SS	94	15.5	0	94	19.1	0	96	16.1	
2800	Horizon	HZ 3386	96	17.3	4	93	19.8	0	97	18.3	
2800	Maizex	MZ 3432TRE	104	16.0	1	104	19.1	0	106	18.7	
2800	NK Brand	NK9400-V	92	17.0	10	95	20.7	0	99	18.9	
2800	Pioneer	P9466AML	102	16.7	0	94	19.4	0	101	17.7	
2850	De Dell	DL 3905	106	16.4	0	97	19.0	0	101	17.2	
2850	DEKALB	DKC094-94RIB	104	16.3	3	114	19.1	0	108	18.5	
2850	Horizon	HZ 3511	100	17.8	1	94	21.0	0	95	18.6	
2850	Horizon	HZ 3584	103	18.4	1	90	20.6	0	95	18.8	
2850	Maizex	MZ 3505DBR	104	16.5	0	98	19.2	0	104	17.8	
2850	Maizex	MZ 3528DBR	96	16.5	0	101	19.4	0	101	17.2	
2850	NK Brand	NK9535-V	102	17.3	0	97	20.6	0	95	18.6	
2850	Pioneer	P9624Q	93	16.9	0	91	18.7	0	96	17.3	
2850	Pioneer	P96760AM	101	17.5	0	107	20.8	0	104	18.5	
2850	PRIDE Seeds	A6566G8 RIB	99	16.4	0	104	18.5	0	101	16.6	
2850	PRIDE Seeds	A6572G2 RIB	93	16.2	1	86	19.2	0	96	17.1	
2875	DEKALB	DKC45-74RIB	104	17.2	1	102	19.7	0	108	18.2	
2875	DLF	DLF 2891GSX RIB	97	17.0	1	113	20.5	0	103	18.5	
2875	Horizon	HZ 3690	108	17.6	1	85	19.4	0	103	18.5	
2875	Maizex	MZ 369	89	16.8	0	99	20.5	0	95	18.4	
2875	NK Brand	NK9601-AA	96	18.6	0	107	19.8	0	96	18.8	
2875	PRIDE Seeds	A6580G4 RIB	107	16.8	0	105	19.5	0	100	17.7	
2900	CROPLAN	CP3790VT2P	107	16.1	1	111	20.4	0	110	18.9	
2900	DEKALB	DKC096-21RIB	103	17.5	0	108	19.5	0	105	18.8	
2900	DEKALB	DKC46-40RIB	102	16.6	3	96	18.6	0	105	16.9	
2900	DLF	DLF 2954VT2P RIB	99	16.6	1	105	18.9	0	104	17.6	
2900	Maizex	MZ 3717SSP	100	16.8	0	102	20.0	0	103	17.4	
2900	PRIDE Seeds	A6694G2 RIB	104	17.1	0	99	19.1	0	100	18.0	
2925	Pioneer	P9823V	105	17.8	4	104	20.5	0	104	18.2	
2950	DEKALB	DKC48-08RIB	106	17.5	1	102	21.3	0	103	18.9	
2950	DLF	DLF 2926VT4P RIB	102	17.5	0	106	19.9	0	103	19.3	
2950	Maizex	MZ 3930DBR	105	17.3	1	107	20.3	0	104	19.7	
2950	Maizex	MZ 397	106	16.3	0	105	19.0	0	101	18.7	
2950	Pioneer	P9845PCE	116	18.1	0	108	20.4	0	99	19.7	
2950	Pioneer	P9845V	99	18.1	1	104	19.9	0	99	19.0	
2975	DLF	DLF 2991VT2P RIB	103	17.1	0	102	20.4	0	105	18.4	

(continued)

TABLE 3E — Bainsville, Ottawa, Winchester (continued)

CHU	Brand and/or Hybrid		GM Trait	Seed Trt	2023-2024 averages ¹				2024 averages ²			
					average of 5 trials				average of 3 trials			
					Yield Index	Moist %	Ldg %	Test Wt Index	Yield Index	Moist %	Ldg %	Test Wt Index
2975	Maizex	MZ 4049SMX	8	F	103	21.8		99	103	19.0		100
2975	NK Brand	NK9991-D	33	F	99	22.7		97	98	20.6		97
2975	Pioneer	P0035Q	36	L					105	18.9		99
2975	PRIDE Seeds	A6975G2	6	P5					111	19.7		98
3000	De Dell	DL 5021	0	F					97	19.7		99
3000	DLF	DLF 3039TRE RIB	32	AD	106	22.7		97	106	19.6		98
3000	NK Brand	NK0007-AA	28	F								
3000	Pioneer	P0075Q	36	L					107	19.6		98
3025	DEKALB	DKC100-01RIB	39	A					106	18.2		99
3075	DEKALB	DKC101-33RIB	38	A					111	19.8		95
3100	DEKALB	DKC102-02RIB	38	AD					106	19.5		97
LSD (0.10) for Yield Index Points*					3				4			
Average all hybrids†					237	20.1		71	237	18.2		72

1 Bainsville 2023-2024, Ottawa 2024, Winchester 2023-2024

2 Bainsville, Ottawa, Winchester

* The LSD is a measure of variability within the trial. Yield indices that differ by an amount less than or equal to the LSD should be considered to be equal.

† Average Yields are shown in bushels per acre. Average Test Weights are shown in kg/hl.

2024 TRIAL LOCATIONS AND GENERAL INFORMATION

Location	See Table Number	Heat Unit Rating	5 Year ¹ Heat Unit Average	2024 ² CHU Total	Soil Type	Co-operator	Final ³ Plants per acre	Date ⁴ planted	Date Harvested
Dundalk	1	2600	N/A	3177	Clay Loam	Blydorp Farms	36000	May 10	Nov 02
Harriston	1	2700	N/A	3177	Loam	Max VonWesterholt	36000	May 24	Nov 02
Kinburn	2	3000	N/A	3376	silt loam	Kinburn - Panmure Farms	34000	May 24	Nov 12
Wingham	2	2800	N/A	2959	Silt Loam	Rob Warwick	34000	May 22	Oct 21
Port Hope T2	2	2800	N/A	3503	Clay Loam	Bruce Hendry	36000	May 19	Nov 05
Elora	2	2800	N/A	3008	Silt Loam	University of Guelph	34000	May 07	Oct 22
Winchester	3E	3000	N/A	3230	clay loam	Ontario CRC - Winchester	34000	May 13	Oct 29
Ottawa	3E	3000	N/A	3119	Clay loam	AAFC-ORDC	31580	May 16	Nov 12
Bainsville	3E	3000	N/A	3448	Clay Loam	Rob McDonald	36000	May 19	Nov 09
Blyth	3W	3000	N/A	3037	Silt Loam	Peter Heinrich	34000	May 21	Oct 22
Port Hope	3W	3000	N/A	3503	Clay Loam	Bruce Hendry	36000	May 19	Nov 05
Waterloo	3W	2900	N/A	3543	Sandy laom	Snyder Acres Farms	34000	May 06	Oct 23
Ilderton	4	3100	N/A	3123	Silt Loam	Ralph Kuebler	34000	May 23	*
Belmont	4	3250	N/A	3203	Loam	Mark Taylor	34000	May 24	Oct 28
Woodstock	4	3150	N/A	3531	Loam	Wes Hart	36000	May 16	Nov 06
Exeter	4	3050	N/A	3168	Silt Loam	Cliff Hicks	34000	May 24	Oct 24
Ridgetown	5	3450	N/A	3479	Loam	University of Guelph-Ridgetown	34000	May 14	Oct 29
Dresden	5	3600	N/A	3474	Sandy Loam	Brent McFadden	34000	May 15	Oct 29
Tilbury	5	3650	N/A	3642	Silt Loam	Gus Ternoey	34000	May 16	Oct 30

1 Average total heat unit accumulation 2019 - 2023, inclusive.

2 Total heat unit accumulation at location from day of planting to either occurrence of killing frost (-2 C) or 30-year average end-of-season date.

3 These populations may not be suitable for your farm.

4 All trials planted in 30 inch row widths.

* Ilderton 2024 - due to extreme weather, the data was invalid at this site

			Results of 2024 Performance Trials								
			BAINSVILLE			OTTAWA			WINCHESTER		
CHU	Brand and/or Hybrid		Yield Index	Moist %	Ldg %	Yield Index	Moist %	Ldg %	Yield Index	Moist %	Ldg %
2975	Maizex	MZ 4049SMX	103	17.7	0	101	19.2	0	104	20.1	
2975	NK Brand	NK9991-D	100	19.5	0	101	21.6	0	94	20.7	
2975	Pioneer	P0035Q	107	17.5	1	104	19.6	0	105	19.5	
2975	PRIDE Seeds	A6975G2	110	18.9	0	113	20.6	0	109	19.6	
3000	De Dell	DL 5021	99	18.4	0	98	21.2	0	95	19.7	
3000	DLF	DLF 3039TRE RIB	112	17.8	0	99	21.0	0	108	19.9	
3000	NK Brand	NK0007-AA	88	17.8	0	91	20.5	0			
3000	Pioneer	P0075Q	112	18.3	1	104	20.2	0	107	20.4	
3025	DEKALB	DKC100-01RIB	101	16.7	1	108	19.9	0	109	18.1	
3075	DEKALB	DKC101-33RIB	105	17.9	1	115	21.4	0	114	20.1	
3100	DEKALB	DKC102-02RIB	103	18.1	0	110	21.2	0	107	19.1	
LSD (0.10) for Yield Index Points*			7			9			5		
Average all hybrids†			205	17.0	1	238	19.7	0	267	18.0	

Hybrid selection should be based on the most data available. Emphasis should be put on averages from several locations and years because these provide a more accurate prediction of future performance than do single location results.

Note: The accuracy of moisture measurement decreases as moisture content increases. This also affects the accuracy of yield determination. Results for hybrids with moisture contents over 30% should be interpreted with much caution.



▶▶▶ What's next happens here.

A new era in soybean performance.

- More yield: 2.7 bu/a advantage vs current A-Series soybeans
- Better agronomics: improved disease protection against white mould and sudden death syndrome
- Weed control flexibility: powered by the Enlist™ weed control system

Learn more at Pioneer.com/Z-Series



™ ® Trademarks of Corteva Agriscience and its affiliated companies. © 2024 Corteva.

TABLE 3W – Blyth, Port Hope, Waterloo

CHU	Brand and/or Hybrid	GM Trait	Seed Trt	2023-2024 averages ¹				2024 averages ²				
				average of 6 trials				average of 3 trials				
				Yield Index	Moist %	Ldg %	Test Wt Index	Yield Index	Moist %	Ldg %	Test Wt Index	
2600	Pioneer	P87040PCE	30	L					91	20.3	0	103
2600	Pioneer	P8859AM	23	L	94	21.6	0	102	90	20.6	0	103
2625	CROPLAN	CP2585VT2P	6	F	93	21.1	0	101	94	19.7	0	102
2650	CROPLAN	2790VT2P/RIB	6	F	95	19.8	4	103	97	18.9	7	103
2650	Pioneer	P9026AM	23	L	96	21.0	1	104	93	19.9	1	105
2700	CROPLAN	2965VT2P/RIB	6	F	93	21.0	0	103	96	19.9	0	104
2700	De Dell	DL 3007	0	F					98	21.2	0	104
2725	CROPLAN	CP2972SS	8	F	96	22.0	0	102	96	20.6	0	102
2725	CROPLAN	CP3166VT2P	6	F	96	22.1	0	99	96	20.5	0	99
2725	Maizex	MZ 3117DBR	6	F	96	22.5	2	98	95	21.7	4	99
2725	NK Brand	NK9023-DV	34	F	94	21.8	0	101	93	21.0	0	101
2725	NK Brand	NK9044-AA	28	F					92	20.3	1	102
2750	Horizon	HZ 3247	34	F	95	22.8	0	102	95	21.5	0	102
2750	Horizon	HZ 3260	0	F	100	22.3	2	99	100	21.7	2	99
2750	NK Brand	NK9175-DV	34	F	96	22.9	0	102	94	22.3	0	101
2750	Pioneer	P9233Q	36	L					94	21.3	1	101
2750	Pioneer	P9316Q	36	L	100	22.2	4	103	100	21.2	8	104
2775	CROPLAN	CP3143VT2P	6	F					97	21.3	1	100
2775	Maizex	MZ 3314SMX	8	F	100	22.4	0	100	100	20.7	0	102
2800	CROPLAN	CP3330VT2P	6	F					101	23.0	0	100
2800	CROPLAN	CP3341SS	8	F	97	22.5	0	100	95	20.3	0	101
2800	Horizon	HZ 3386	33	F	100	23.4	1	99	100	21.3	1	100
2800	Maizex	MZ 3432TRE	32	F					112	21.9	0	98
2800	NK Brand	NK9400-V	27	F					102	22.4	0	102
2800	Pioneer	P9466AML	37	L	99	23.2	2	99	100	21.8	0	99
2825	De Dell	DL 3751	0	—					96	22.6	1	102
2850	De Dell	DL 3905	0	—	109	22.9	0	99	106	21.5	0	100
2850	DEKALB	DKC094-94RIB	39	AD					104	21.0	2	97
2850	Horizon	HZ 3511	0	F					94	22.1	2	101
2850	Horizon	HZ 3584	34	F	102	23.1	0	99	100	21.7	0	99
2850	Maizex	MZ 3505DBR	6	F	101	22.4	0	100	102	20.9	0	101
2850	Maizex	MZ 3528DBR	6	F	103	22.6	1	100	103	21.0	2	100
2850	NK Brand	NK9535-V	27	F	95	23.2	0	102	91	21.7	0	103
2850	Pioneer	P9624Q	36	L	97	23.5	0	100	96	22.3	0	100
2850	PRIDE Seeds	A6566G8 RIB	8	F	98	22.3	0	101	98	20.9	0	102
2850	PRIDE Seeds	A6572G2 RIB	6	F	104	22.8	1	99	105	21.4	0	100
2875	DEKALB	DKC45-74RIB	8	AD	102	23.6	0	99	102	22.0	0	99
2875	DLF	DLF 2891GSX RIB	8	AD	102	23.7	1	100	103	22.7	2	100
2875	Horizon	HZ 3690	30	F					100	21.8	1	99
2875	NK Brand	NK9601-AA	28	F	103	23.6	0	100	104	22.7	0	100
2875	PRIDE Seeds	A6580G4 RIB	32	F					109	23.2	0	100
2900	CROPLAN	CP3790VT2P	6	F					105	22.1	4	98
2900	DEKALB	DKC096-21RIB	32	AD	106	24.5	1	98	107	23.4	1	98
2900	DEKALB	DKC46-40RIB	6	AD	109	22.5	1	101	111	20.8	0	101
2900	DLF	DLF 2954VT2P RIB	6	AD	101	23.2	1	100	101	21.4	1	101
2900	Maizex	MZ 3717SSP	38	F					106	22.7	0	99
2925	Horizon	HZ 3883	0	F	93	24.7	0	100	93	23.7	0	100
2925	Pioneer	P9823V	40	L					106	21.9	1	100
2950	DEKALB	DKC48-08RIB	8	AD	101	24.3	0	98	97	22.7	0	99
2950	DLF	DLF 2926VT4P RIB	39	AD					104	23.3	0	96
2950	Maizex	MZ 3930DBR	6	F	107	24.4	2	99	108	22.7	3	99
2950	Maizex	MZ 4026SSP	38	F					102	22.4	1	100
2950	Pioneer	P9845PCE	30	L	106	24.8	0	97	104	22.9	1	96
2950	Pioneer	P9845V	36	L					100	23.0	0	98
2975	DLF	DLF 2991VT2P RIB	6	AD	103	23.2	1	99	103	21.5	1	99
2975	Maizex	MZ 4049SMX	8	F	105	24.6	5	99	103	22.6	9	100
2975	NK Brand	NK9991-D	33	F	98	24.4	1	98	97	23.0	2	98
2975	Pioneer	P0035Q	36	L					101	23.8	0	98
2975	PRIDE Seeds	A6975G2	6	P5					99	22.9	0	100
3000	De Dell	DL 5021	0	F					91	24.5	1	99
3000	DLF	DLF 3039TRE RIB	32	AD	104	25.1	1	99	104	23.2	1	99
3000	NK Brand	NK0007-AA	28	F			0				0	

Results of 2024 Performance Trials

BLYTH PORT HOPE WATERLOO

CHU	Brand and/or Hybrid	BLYTH			PORT HOPE			WATERLOO			
		Yield Index	Moist %	Ldg %	Yield Index	Moist %	Ldg %	Yield Index	Moist %	Ldg %	
2600	Pioneer	P87040PCE	90	22.8	0	104	19.8	0	78	18.4	1
2600	Pioneer	P8859AM	88	23.9	0	99	18.8	0	82	19.0	1
2625	CROPLAN	CP2585VT2P	92	22.8	0	90	18.3	0	99	17.9	0
2650	CROPLAN	2790VT2P/RIB	90	21.0	9	97	18.1	4	104	17.7	8
2650	Pioneer	P9026AM	93	23.7	0	96	18.0	1	89	18.1	1
2700	CROPLAN	2965VT2P/RIB	87	23.0	0	100	17.8	1	104	18.8	0
2700	De Dell	DL 3007	97	24.2	0	100	18.9	0	98	20.6	1
2725	CROPLAN	CP2972SS	86	22.9	0	104	19.5	0	100	19.4	0
2725	CROPLAN	CP3166VT2P	93	25.2	0	101	19.3	0	96	17.0	0
2725	Maizex	MZ 3117DBR	95	25.7	0	99	19.4	0	89	20.0	11
2725	NK Brand	NK9023-DV	98	25.1	0	98	19.0	0	80	18.8	0
2725	NK Brand	NK9044-AA	87	24.4	0	96	17.8	1	93	18.6	0
2750	Horizon	HZ 3247	95	25.6	0	106	18.8	0	84	20.0	1
2750	Horizon	HZ 3260	97	26.2	0	94	18.8	7	112	20.2	0
2750	NK Brand	NK9175-DV	99	27.1	0	98	19.7	0	86	20.2	0
2750	Pioneer	P9233Q	99	25.4	0	92	19.0	1	91	19.6	0
2750	Pioneer	P9316Q	93	25.3	1	98	18.1	10	109	20.3	12
2775	CROPLAN	CP3143VT2P	96	26.1	0	98	18.9	4	97	19.0	0
2775	Maizex	MZ 3314SMX	98	24.5	0	100	18.9	0	103	18.6	0
2800	CROPLAN	CP3330VT2P	102	28.4	0	102	18.9	0	100	21.8	0
2800	CROPLAN	CP3341SS	90	24.6	0	99	18.7	0	98	17.4	0
2800	Horizon	HZ 3386	101	25.4	0	107	20.0	3	91	18.6	1
2800	Maizex	MZ 3432TRE	114	27.7	0	108	18.5	0	112	19.6	1
2800	NK Brand	NK9400-V	104	26.8	0	98	19.2	1	105	21.3	0
2800	Pioneer	P9466AML	105	26.6	0	89	18.7	1	106	20.1	0
2825	De Dell	DL 3751	102	26.3	0	90	19.5	1	95	22.1	0
2850	De Dell	DL 3905	117	26.6	0	96	18.6	0	104	19.4	0
2850	DEKALB	DKC094-94RIB	112	25.8	0	96	18.6	7	103	18.7	1
2850	Horizon	HZ 3511	103	27.2	0	86	19.3	4	93	19.8	1
2850	Horizon	HZ 3584	101	26.1	0	99	18.8	1	102	20.1	0
2850	Maizex	MZ 3505DBR	98	24.4	0	103	19.6	0	107	18.8	0
2850	Maizex	MZ 3528DBR	102	26.3	0	91	18.4	6	114	18.4	0
2850	NK Brand	NK9535-V	88	24.9	0	91	19.3	0	95	20.9	1
2850	Pioneer	P9624Q	97	27.1	0	93	19.2	0	97	20.4	0
2850	PRIDE Seeds	A6566G8 RIB	97	24.4	0	100	19.2	0	96	19.2	1
2850	PRIDE Seeds	A6572G2 RIB	98	25.5	0	102	18.9	1	116	19.7	0
2875	DEKALB	DKC45-74RIB	95	27.4	0	108	18.8	0	104	19.8	0
2875	DLF	DLF 2891GSX RIB	101	27.5	1	103	18.7	4	107	21.8	0
2875	Horizon	HZ 3690	103	26.5	0	94	19.2	3	103	19.9	0
2875	NK Brand	NK9601-AA	100	27.3	0	105	19.7	1	108	21.0	0
2875	PRIDE Seeds	A6580G4 RIB	104	26.8	0	114	21.3	0	108	21.5	1
2900	CROPLAN	CP3790VT2P	113	27.7	0	105	19.0	11	97	19.8	1
2900	DEKALB	DKC096-21RIB	105	27.9	0	109	20.7	1	107	21.7	0
2900	DEKALB	DKC46-40RIB	111	24.6	0	117	19.5	1	105	18.3	0
2900	DLF	DLF 2954VT2P RIB	95	25.5	0	110	19.3	3	98	19.5	0
2900	Maizex	MZ 3717SSP	101	27.3	0	100	19.4	0	119	21.5	0
2925	Horizon	HZ 3883	95	28.2	0	95	20.2	1	90	22.7	0
2925	Pioneer	P9823V	103	27.4	0	104	19.3	3	112	18.9	0
2950	DEKALB	DKC48-08RIB	101	28.6	0	101	19.6	1	88	19.9	0
2950	DLF	DLF 2926VT4P RIB	100	29.0	0	104	19.2	0	109	21.6	0
2950	Maizex	MZ 3930DBR	108	28.3	0	106	19.6	10	109	20.3	0
2950	Maizex	MZ 4026SSP	109	27.5	0	105	19.3	1	90	20.3	1
2950	Pioneer	P9845PCE	102	26.6	0	105	21.2	1	105	20.8	1
2950	Pioneer	P9845V	99	28.8	0	101	19.7	0	101	20.6	0
2975	DLF	DLF 2991VT2P RIB	101	25.3	0	100	19.6	1	108	19.6	0
2975	Maizex	MZ 4049SMX	109	27.9	0	93	19.1	28	106	20.8	1
2975	NK Brand	NK9991-D	107	28.7	1	80	19.6	5	103	20.7	0
2975	Pioneer	P0035Q	104	29.4	0	99	19.9	1	101	22.0	0
2975	PRIDE Seeds	A6975G2	96	28.4	0	103	19.7	0	100	20.6	1
3000	De Dell	DL 5021	97	30.2	0	96	19.7	1	79	23.6	1
3000	DLF	DLF 3039TRE RIB	108	30.0	0	103	19.8	3	100	19.7	0
3000	NK Brand	NK0007-AA			0	92	19.5	0	95	21.2	0

(continued)

TABLE 3W – Blyth, Port Hope, Waterloo (continued)

CHU	Brand and/or Hybrid	GM Trait	Seed Trt	2023-2024 averages ¹				2024 averages ²			
				average of 6 trials				average of 3 trials			
				Yield Index	Moist %	Ldg %	Test Wt Index	Yield Index	Moist %	Ldg %	Test Wt Index
3000	Pioneer P0075Q	36	L					100	23.2	0	98
3025	DEKALB DKC100-01RIB	39	A					101	22.4	0	97
3075	DEKALB DKC101-33RIB	38	A					109	22.8	0	96
3100	DEKALB DKC102-02RIB	38	AD					107	23.1	0	98
3100	Maizex MZ 4158DBR	6	F	109	25.0	0	97	109	23.5	0	97
LSD (0.10) for Yield Index Points*				5				7			
Average all hybrids†				227	23.0	1	69	225	21.9	1	69

1 Blyth 2023-2024, Port Hope 2023-2024, Waterloo 2023-2024

2 Blyth, Port Hope, Waterloo

* The LSD is a measure of variability within the trial. Yield indices that differ by an amount less than or equal to the LSD should be considered to be equal.

† Average Yields are shown in bushels per acre. Average Test Weights are shown in kg/hl.

CORN PERFORMANCE TRIAL MANAGEMENT INFORMATION

Location	Table	Previous Crop	Tillage		Soil Test Ratings			Fertilizer Applications			
			Fall	Spring	P	K	pH	N	P2O5	K2O	S
Dundalk	1	Soybeans	None	Cultivator 2x	RR	RR	7	160	60	60	
Harriston	1	Wheat	Chisel Plow	Cultivator 2x	LR	NR	7	180	60	65	
Kinburn	2	Beans			RR	LR		155	46	17	17
Wingham	2	Winter Wheat		Joker 2x	MR	LR	7	185	14	4	20
Port Hope T2	2	Soybeans	None	Vertical Till 2x	MR	MR	7	180	60	80	
Elora	2	Wheat	Disc	Cultivator	LR	MR	8	180	130	130	10
Winchester	3E	Spring Wheat	Chisel Plow	Cultivator	MR	MR	7	165	46	17	18
Ottawa	3E	Wheat	5-Furrow Plow	Mulch Finisher, Trip				250			
Bainsville	3E	Soybeans	Disc Cultivator	Disc Cultivator	RR	NR	5	175	60	60	
Blyth	3W	Winter Wheat		Strip Till	LR	RR	7	195	14	4	24
Port Hope	3W	Soybeans	None	Vertical Till 2x	MR	MR	7	180	60	80	
Waterloo	3W	Wheat	Chisel Plough	Cultivator & Disc	LR	LR	8	175	100	100	14
Ilderton	4	Winter Wheat		Cultivate	MR	MR	8	190	14	3	12
Belmont	4	Wheat	Horsch Joker In Aug.	1 Pass Horsch Joker	MR	MR	6	224	14	4	0
Woodstock	4	Soybeans	Chisel Plow	Cultivator 2x	MR	RR	7	160	60	40	
Exeter	4	Winter Wheat/Oat CC		HSD	MR	LR	8	190	14	4	
Ridgetown	5	Wheat	Chisel Plow	Cultivate	LR	MR	6	202	14	4	0
Dresden	5	Soybeans	Chisel Plow	Cultivate	MR	RR	7	197	14	4	0
Tilbury	5	Soybeans	Chisel Plow	Cultivate	LR	RR	6	202	14	4	0

Notes: Herbicide Application Timings (from Pub 75): PP - Preplant; PPI - Preplant Incorporated; PRE - Preemergence; POST - Postemergence. Fungicide Application Timings: LV - Late Vegetative; VT - Tassel; R1 - Silking; R2 - Blister; R3 - Milk.

CHU	Brand and/or Hybrid	Results of 2024 Performance Trials									
		BLYTH			PORT HOPE			WATERLOO			
		Yield Index	Moist %	Ldg %	Yield Index	Moist %	Ldg %	Yield Index	Moist %	Ldg %	
3000	Pioneer	P0075Q	102	30.2	0	99	18.8	0	98	20.6	1
3025	DEKALB	DKC100-01RIB	102	28.3	1	101	19.3	0	99	19.7	1
3075	DEKALB	DKC101-33RIB	112	28.8	0	106	19.9	0	110	19.7	1
3100	DEKALB	DKC102-02RIB	109	28.5	0	106	19.2	0	107	21.6	0
3100	Maizex	MZ 4158DBR	105	29.3	0	116	20.1	1	107	21.0	0
LSD (0.10) for Yield Index Points*			8			13			15		
Average all hybrids†			246	26.5	0	215	19.2	2	214	20.0	1

Hybrid selection should be based on the most data available. Emphasis should be put on averages from several locations and years because these provide a more accurate prediction of future performance than do single location results.

Note: The accuracy of moisture measurement decreases as moisture content increases. This also affects the accuracy of yield determination.

Results for hybrids with moisture contents over 30% should be interpreted with much caution.

Location	Type	Product	Pesticide Applications			Rainfall (mm)					
			Rate	Date	Method	May	Jun	Jul	Aug	Sep	Yr
Dundalk	Herbicide	Acuron	1.96 L/ac	May 17	PRE	87	31	158	59	17	352
Harriston	Herbicide	Acuron	1.96 L/ac	Jun 17	POST	86	31	158	59	17	351
Kinburn	Herbicide	Acuron	1.96 L/ac	Aug 13	POST	70	181	151	211	48	661
Wingham	Herbicide	Integrity	0.45 L/ac	May 06	PPI						
	Herbicide	Aatrex	.75 L/ac	May 06		90	52	106	70	47	365
Port Hope T2	Herbicide	Accent	13 g/ac	Jun 14	POST						
	Herbicide	Distinct	114 g/ac	Jun 14	POST	19	58	180	38	50	345
Elora	Herbicide	Acuron	4.9 L/ha	May 15	POST						
	Herbicide	Callisto	0.2 L/ha	Jun 03	POST						
	Herbicide	Accent	33.49 g/ha	Jun 03	POST	101	119	153	62	56	491
	Herbicide	Dual II Magnum	0.5 L/ac	Aug 10	PPI						
Winchester	Herbicide	Destra	100 g/ac	Jun 12	POST						
	Herbicide	Agral 90	5L/1000L	Jun 12	POST	66	115	113	152	36	482
Ottawa	Herbicide	Primextra II Magnum + Callisto 480	3.5L/ha + 0.30L	May 17	PRE						
	Herbicide	Acuron	4.91L/ha	Jun 18	POST	56	98	99	135	50	438
Bainsville	Herbicide	Accent	13 g/ac	Jun 15	POST						
	Herbicide	Distinct	114 g/ac	Jun 15	POST	47	129	111	245	31	563
Blyth	Herbicide	Integrity	0.3 L/ac	May 23	PRE	90	74	125	96	47	432
	Herbicide	Accent	13 g/ac	Jun 14	POST						
Port Hope	Herbicide	Distinct	114 g/ac	Jun 14	POST	19	58	180	38	50	345
	Herbicide	Acuron	4.9 L/ha	May 15	POST						
Waterloo	Herbicide	Callisto	0.2 L/ha	Jun 03	POST						
	Herbicide	Accent	33.49 g/ha		POST	96	89	102	50	29	366
Ilderton	Herbicide	Acuron	1.96 L/ac	May 31	PRE						
	Herbicide	Roundup W/max	1.0 L/ac	May 31	PRE	100	128	245	78	46	597
Belmont	Herbicide	Acuron	1.96 l/ac	May 31	PRE						
	Fungicide	Delaro Complete	586ml/hectare	Jul 22	R1	120	118	94	101	56	489
Woodstock	Herbicide	Accent	13 g/ac	Jun 12	POST						
	Herbicide	Distinct	114 g/ac	Jun 12	POST						
Exeter	Herbicide	Corvus	150 mL/ac	May 18	PRE	42	92	108	88	30	360
	Herbicide	FrontierMax	1.25 L/ac	May 26	PPI						
Ridgetown	Herbicide	Marksman	1.5 L/ac	May 31	PRE						
	Herbicide	Roundup W/max	1 L/ac	May 31	PRE	106	59	144	93	47	449
Dresden	Herbicide	Acuron	1.96 l/ac	May 22	POST						
	Fungicide	Miravis	1 liter/hectare	Jul 25	R1	94	120	102	109	30	455
Tilbury	Herbicide	Primextra	1.5 liter/ac	May 27	POST						
	Fungicide	Miravis	1 liter/hectare	Jul 25	R1	107	120	96	133	30	486
	Herbicide	Acuron	1.96 l/ac	May 27	POST						
	Fungicide	Miravis	1 liter/hectare	Jul 26		92	93	76	129	30	420

TABLE 4 – Exeter, Ilderton, Woodstock, Belmont

CHU	Brand and/or Hybrid	GM Trait	Seed Trt	2023-2024 averages ¹				2024 averages ²					
				average of 7 trials				average of 3 trials					
				Yield Index	Moist %	Ldg %	Test Wt Index	Yield Index	Moist %	Ldg %	Test Wt Index		
2775	CROPLAN	CP3143VT2P	6	F					99	21.1	0	102	
2800	CROPLAN	CP3330VT2P	6	F					98	22.3	0	102	
2800	CROPLAN	CP3341SS	8	F	92	21.7	0	101	90	20.9	1	101	
2850	CROPLAN	CP3490VT2P	6	F	93	23.2	0	100	95	22.4	0	100	
2850	De Dell	DL 3905	0	—	106	21.8	0	101	103	21.1	0	102	
2850	Maizex	MZ 3505DBR	6	F	96	22.0	0	103	97	20.8	0	103	
2850	Maizex	MZ 3528DBR	6	F	98	21.9	0	103	98	21.4	0	103	
2850	Pioneer	P9624Q	36	L	94	23.6	0	101	94	22.7	0	101	
2900	CROPLAN	CP3790VT2P	6	F					101	23.2	0	100	
2900	Maizex	MZ 3704VT4	39	F					100	22.6	0	103	
2900	Maizex	MZ 3717SSP	38	F					98	22.1	0	102	
2925	CROPLAN	CP3823SS	8	F	96	23.3	0	103	96	21.8	0	104	
2925	Pioneer	P9823V	40	L					99	21.9	0	101	
2950	CROPLAN	CP3980VT2P	6	F	98	23.7	0	100	96	22.3	0	101	
2950	Maizex	MZ 3930DBR	6	F	100	23.9	0	100	102	22.4	0	101	
2950	Maizex	MZ 397	0	F	102	22.7	0	101	101	22.4	0	101	
2950	Maizex	MZ 4026SSP	38	F					99	22.6	0	101	
2950	Pioneer	P9845PCE	30	L	105	24.1	0	98	103	23.0	0	97	
2950	Pioneer	P9845V	36	L					96	22.4	0	99	
2975	Horizon	HZ 4258	34	F	97	25.7	0	102	97	24.6	0	101	
2975	Maizex	MZ 4049SMX	8	F	101	24.3	1	101	98	23.2	2	101	
2975	Pioneer	P0035Q	36	L					102	23.1	1	99	
2975	PRIDE Seeds	A6975G2	6	P5					103	23.8	2	102	
3000	CROPLAN	4188VT2P/RIB	6	F					96	23.6	0	99	
3000	De Dell	DL 5021	0	F					98	24.6	0	102	
3000	DLF	DLF 3039TRE RIB	32	AD	102	24.7	1	100	101	23.5	0	101	
3000	NK Brand	NK0007-AA	28	F			0				0		
3000	Pioneer	P0075Q	36	L					99	23.6	0	100	
3000	PRIDE Seeds	A6929G4 RIB	32	F	98	23.2	0	99	98	22.1	0	100	
3025	DEKALB	DKC100-01RIB	39	A							0		
3025	NK Brand	NK0123-AA	28	F					98	24.5	0	101	
3025	PRIDE Seeds	A7199G9 RIB	38	F	100	25.9	0	98	99	24.5	0	98	
3050	PRIDE Seeds	A7197G8 RIB	8	F	100	24.4	1	100	102	22.5	1	100	
3075	DEKALB	DKC101-33RIB	38	A					105	23.6	0	95	
3075	NK Brand	NK0243-D	33	F	103	25.2	2	98	106	23.8	3	98	
3075	PRIDE Seeds	A7181	0	F	103	24.7	0	101	98	23.2	0	101	
3100	CROPLAN	CP4377TRE	32	F					103	24.7	1	97	
3100	DEKALB	DKC102-02RIB	38	AD					101	23.4	0	99	
3100	Maizex	MZ 4158DBR	6	F	103	25.0	0	99	101	23.6	0	98	
3100	NK Brand	NK0252-D	33	F					100	25.6	0	99	
3125	DEKALB	DKC103-07RIB	32	AD	102	24.0	0	102	103	22.6	0	103	
3125	DEKALB	DKC53-60RIB	32	A	101	24.2	1	100	101	22.7	1	100	
3125	Pioneer	P0404Q	36	L					102	24.7	0	98	
3125	Pioneer	P04511AM	23	L	105	25.8	0	99	106	24.7	0	99	
3125	Pioneer	P04922Q	36	L					109	26.4	0	99	
3150	Maizex	MZ 4577SMX	8	F	103	25.6	0	100	98	24.2	0	100	
3150	Pioneer	P0529Q	36	L					107	25.0	0	98	
3175	DEKALB	DKC105-44RIB	38	AD	105	27.9	2	97	106	26.1	5	96	
3175	NK Brand	NK0696-D	33	F	95	26.6	0	96	95	25.1	0	96	
3175	PRIDE Seeds	A7275G2	6	P5					107	24.4	0	99	
3200	Maizex	MZ 4608SMX	8	F	101	26.0	1	97	100	23.6	3	98	
LSD (0.10) for Yield Index Points*					3				5				
Average all hybrids†					238	24.3	0	66	245	23.3	1	68	

¹ Belmont 2023-2024, Exeter 2023-2024, Ilderton 2023, Woodstock 2023-2024; Ilderton 2024 - due to extreme weather, the data was invalid at this site

² Belmont, Exeter, Woodstock

* The LSD is a measure of variability within the trial. Yield indices that differ by an amount less than or equal to the LSD should be considered to be equal.

† Average Yields are shown in bushels per acre. Average Test Weights are shown in kg/hl.

Results of 2024 Performance Trials											
			BELMONT			EXETER			WOODSTOCK		
CHU	Brand and/or Hybrid		Yield Index	Moist %	Ldg %	Yield Index	Moist %	Ldg %	Yield Index	Moist %	Ldg %
2775	CROPLAN	CP3143VT2P	105	23.6	0	89	20.6	0	99	19.0	1
2800	CROPLAN	CP3330VT2P	99	25.0	0	91	22.2	0	103	19.7	0
2800	CROPLAN	CP3341SS	87	22.8	0	90	21.1	0	92	18.8	3
2850	CROPLAN	CP3490VT2P	95	24.8	0	91	22.3	0	98	20.0	1
2850	De Dell	DL 3905	104	23.5	0	112	21.0	0	93	18.7	0
2850	Maizex	MZ 3505DBR	98	24.1	0	93	20.4	0	98	18.0	1
2850	Maizex	MZ 3528DBR	105	24.1	0	96	21.3	1	92	19.0	0
2850	Pioneer	P9624Q	87	25.7	0	105	23.0	0	93	19.3	0
2900	CROPLAN	CP3790VT2P	99	25.7	0	96	23.0	0	106	20.9	0
2900	Maizex	MZ 3704VT4	103	25.4	0	99	22.4	0	98	20.1	0
2900	Maizex	MZ 3717SSP	97	26.7	0	99	20.6	0	99	18.9	0
2925	CROPLAN	CP3823SS	89	24.2	0	103	21.7	0	97	19.6	0
2925	Pioneer	P9823V	101	24.6	0	99	21.4	0	98	19.8	0
2950	CROPLAN	CP3980VT2P	93	24.9	0	89	22.0	0	103	19.8	0
2950	Maizex	MZ 3930DBR	97	25.1	0	107	21.4	0	103	20.8	1
2950	Maizex	MZ 397	101	24.8	0	103	22.9	0	98	19.5	0
2950	Maizex	MZ 4026SSP	99	25.2	0	101	22.5	0	96	20.1	1
2950	Pioneer	P9845PCE	95	27.0	0	113	22.0	0	105	19.9	0
2950	Pioneer	P9845V	95	26.3	0	94	21.0	0	98	19.9	1
2975	Horizon	HZ 4258	101	27.5	0	93	24.7	0	95	21.5	1
2975	Maizex	MZ 4049SMX	97	25.5	0	96	24.1	0	100	19.9	6
2975	Pioneer	P0035Q	105	26.3	0	98	22.7	2	102	20.2	0
2975	PRIDE Seeds	A6975G2	105	26.8	0	100	24.1	6	104	20.5	0
3000	CROPLAN	4188VT2P/RIB	101	26.7	0	90	23.6	0	95	20.4	0
3000	De Dell	DL 5021	94	26.3	0	109	26.6	0	92	21.0	0
3000	DLF	DLF 3039TRE RIB	98	26.1	0	104	24.1	0	102	20.3	1
3000	NK Brand	NK0007-AA			0	112	22.4	0	88	21.0	0
3000	Pioneer	P0075Q	101	25.7	0	92	24.4	0	101	20.5	0
3000	PRIDE Seeds	A6929G4 RIB	96	24.2	0	100	23.3	1	98	18.8	0
3025	DEKALB	DKC100-01RIB			0	103	22.5	0	105	20.5	0
3025	NK Brand	NK0123-AA	98	27.6	0	100	24.3	1	96	21.5	0
3025	PRIDE Seeds	A7199G9 RIB	99	27.6	0	101	25.4	0	96	20.4	0
3050	PRIDE Seeds	A7197G8 RIB	105	25.9	0	102	21.8	0	99	19.8	1
3075	DEKALB	DKC101-33RIB	102	27.5	0	109	22.1	0	105	21.1	0
3075	NK Brand	NK0243-D	107	26.3	0	110	24.2	2	102	20.8	8
3075	PRIDE Seeds	A7181	95	26.0	0	106	22.7	0	94	20.8	0
3100	CROPLAN	CP4377TRE	104	26.7	0	101	25.7	0	103	21.5	3
3100	DEKALB	DKC102-02RIB	102	26.3	0	96	22.7	0	103	21.2	0
3100	Maizex	MZ 4158DBR	98	27.6	0	98	22.2	0	107	20.9	1
3100	NK Brand	NK0252-D	100	29.7	0	105	25.2	0	96	21.9	0
3125	DEKALB	DKC103-07RIB	100	26.2	0	102	20.8	0	107	20.9	0
3125	DEKALB	DKC53-60RIB	101	26.2	0	107	21.7	0	95	20.1	4
3125	Pioneer	P0404Q	102	27.3	0	103	25.0	0	102	21.8	0
3125	Pioneer	P04511AM	103	28.3	0	103	24.6	0	111	21.3	0
3125	Pioneer	P04922Q	105	28.6	0	112	27.4	0	109	23.0	0
3150	Maizex	MZ 4577SMX	103	28.3	0	87	22.9	0	101	21.6	0
3150	Pioneer	P0529Q	106	27.4	0	112	25.1	0	103	22.5	0
3175	DEKALB	DKC105-44RIB	110	29.6	0	98	25.9	0	106	22.7	16
3175	NK Brand	NK0696-D	97	28.5	0	88	24.6	1	99	22.1	0
3175	PRIDE Seeds	A7275G2	107	27.2	0	102	24.7	0	109	21.2	0
3200	Maizex	MZ 4608SMX	108	26.4	0	87	23.4	0	103	20.9	8
LSD (0.10) for Yield Index Points*			8			10			6		
Average all hybrids†			277	26.2	0	212	23.1	0	245	20.5	1

Hybrid selection should be based on the most data available. Emphasis should be put on averages from several locations and years because these provide a more accurate prediction of future performance than do single location results.

Note: The accuracy of moisture measurement decreases as moisture content increases. This also affects the accuracy of yield determination. Results for hybrids with moisture contents over 30% should be interpreted with much caution.

TABLE 5 – Ridgetown, Tilbury, Dresden

CHU	Brand and/or Hybrid	GM Trait	Seed Trt	2023-2024 averages ¹				2024 averages ²				
				average of 6 trials				average of 3 trials				
				Yield Index	Moist %	Ldg %	Test Wt Index	Yield Index	Moist %	Ldg %	Test Wt Index	
2950	CROPLAN	CP3980VT2P	6	F					99	16.0	0	102
2950	Pioneer	P9845PCE	30	L					101	17.0	0	98
2950	Pioneer	P9845V	36	L					96	16.4	0	99
2975	Horizon	HZ 4258	34	F					97	19.3	0	103
2975	Pioneer	P0035Q	36	L					101	17.9	0	100
3000	CROPLAN	4188VT2P/RIB	6	F	92	17.6	0	101	94	16.6	0	101
3000	De Dell	DL 5021	0	F					95	18.5	0	102
3000	Pioneer	P0075Q	36	L					97	17.0	0	102
3025	NK Brand	NK0123-AA	28	F					95	18.2	0	103
3050	CROPLAN	CP4265VT2P/RIB	6	F	93	18.6	0	101	89	17.4	0	101
3075	NK Brand	NK0243-D	33	F	97	19.6	0	99	99	17.8	0	98
3075	PRIDE Seeds	A7181	0	F					96	17.4	0	101
3100	CROPLAN	CP4377TRE	32	F					99	17.1	0	100
3100	Maizex	MZ 4158DBR	6	F	100	18.7	0	101	99	16.9	0	101
3100	NK Brand	NK0252-D	33	F					97	18.9	0	101
3125	DEKALB	DKC103-07RIB	32	AD					100	17.4	0	102
3125	DEKALB	DKC53-60RIB	32	A	101	18.0	0	101	99	16.3	0	101
3125	Pioneer	P0404Q	36	L					95	18.2	0	101
3125	Pioneer	P04511AM	23	L	100	19.1	0	102	97	17.7	0	102
3125	Pioneer	P04922Q	36	L	102	20.0	0	101	103	18.7	0	101
3150	CROPLAN	CP4615TRE	32	F	101	18.8	0	98	99	17.4	0	98
3150	Pioneer	P0529Q	36	L	104	20.2	0	100	102	18.2	0	100
3175	DEKALB	DKC105-44RIB	38	AD	103	20.1	0	99	101	18.0	0	98
3175	NK Brand	NK0696-D	33	F	94	19.7	0	98	95	18.6	0	97
3175	PRIDE Seeds	A7275G2	6	P5							0	
3200	CROPLAN	CP4757VT2P	6	F	105	19.1	0	102	106	17.6	0	102
3200	DEKALB	DKC107-84RIB	38	A					104	18.3	0	100
3200	DEKALB	DKC56-65RIB	8	A	100	19.6	0	100	98	18.3	0	100
3200	Maizex	MZ 460	0	F					104	19.6	0	98
3200	Maizex	MZ 4608SMX	8	F	103	19.3	0	100	103	17.9	0	100
3200	PRIDE Seeds	A7599G9 RIB	38	F	103	19.7	0	98	98	17.5	0	98
3225	NK Brand	NK0880-V	27	F					113	21.1	0	97
3250	DEKALB	DKC58-64RIB	8	AD	101	19.4	0	101	101	17.6	0	101
3250	Maizex	MZ 4703DBR	6	F					109	19.4	0	101
3250	Maizex	MZ 4799SMX	8	F	98	19.5	0	100	98	18.0	0	99
3250	Pioneer	P0720Q	36	L					105	20.0	0	99
3250	Pioneer	P0806AM	23	L	100	21.3	0	100	103	19.4	0	99
3250	Pioneer	P0859AM	23	L	105	20.7	0	98	107	18.8	0	98
3275	Maizex	MZ 4821DBR	6	F	98	20.1	0	102	94	17.2	0	102
3300	DEKALB	DKC110-10RIB	8	A					106	19.5	0	100
3350	PRIDE Seeds	A8188G8 RIB	8	F	100	21.4	0	100	101	19.3	0	99
3400	Pioneer	P1136AM	23	L					103	21.1	0	98
3400	PRIDE Seeds	A8303G8 RIB	8	F	100	23.1	0	100	101	20.5	0	100
LSD (0.10) for Yield Index Points*					3				4			
Average all hybrids†					262	19.7	0	69	262	18.2	0	72

¹ Dresden 2023-2024, Ridgetown 2023-2024, Tilbury 2023-2024

² Dresden, Ridgetown, Tilbury

* The LSD is a measure of variability within the trial. Yield indices that differ by an amount less than or equal to the LSD should be considered to be equal.

† Average Yields are shown in bushels per acre. Average Test Weights are shown in kg/hl.

Results of 2024 Performance Trials

CHU	Brand and/or Hybrid	Results of 2024 Performance Trials									
		DRESDEN			RIDGETOWN			TILBURY			
		Yield Index	Moist %	Ldg %	Yield Index	Moist %	Ldg %	Yield Index	Moist %	Ldg %	
2950	CROPLAN	CP3980VT2P	96	14.2	0	103	17.0	0	97	16.8	0
2950	Pioneer	P9845PCE	101	15.5	0	97	17.4	0	106	18.1	0
2950	Pioneer	P9845V	99	15.0	0	96	17.1	0	95	17.3	0
2975	Horizon	HZ 4258	108	18.2	0	91	20.2	0	92	19.7	0
2975	Pioneer	P0035Q	109	15.3	0	99	19.3	0	95	18.9	0
3000	CROPLAN	4188VT2P/RIB	90	14.4	0	95	17.7	0	96	17.8	0
3000	De Dell	DL 5021	102	17.9	0	94	19.0	0	90	18.5	0
3000	Pioneer	P0075Q	101	15.4	0	101	17.5	0	89	18.0	0
3025	NK Brand	NK0123-AA	99	16.1	0	91	19.6	0	95	18.8	0
3050	CROPLAN	CP4265VT2P/RIB	89	14.8	0	91	18.0	0	88	19.5	0
3075	NK Brand	NK0243-D	110	15.8	0	96	19.0	0	92	18.7	0
3075	PRIDE Seeds	A7181	96	15.8	0	100	18.2	0	91	18.1	0
3100	CROPLAN	CP4377TRE	97	15.1	0	101	18.6	0	99	17.8	0
3100	Maizex	MZ 4158DBR	95	14.8	0	101	17.4	0	101	18.6	0
3100	NK Brand	NK0252-D	100	17.3	0	94	19.9	0	96	19.4	0
3125	DEKALB	DKC103-07RIB	101	15.0	0	99	18.0	0	100	19.2	0
3125	DEKALB	DKC53-60RIB	93	13.9	0	102	16.8	0	101	18.2	0
3125	Pioneer	P0404Q	92	16.9	0	99	18.6	0	94	19.1	0
3125	Pioneer	P04511AM	100	16.4	0	99	18.4	0	93	18.4	0
3125	Pioneer	P04922Q	109	17.7	0	105	19.3	0	97	19.0	0
3150	CROPLAN	CP4615TRE	94	14.4	0	99	18.6	0	103	19.1	0
3150	Pioneer	P0529Q	102	15.7	0	102	19.8	0	103	19.2	0
3175	DEKALB	DKC105-44RIB	100	15.5	0	101	18.9	0	104	19.6	0
3175	NK Brand	NK0696-D	98	15.5	0	91	18.9	0	97	21.3	0
3175	PRIDE Seeds	A7275G2			0	99	17.9	0	91	18.8	0
3200	CROPLAN	CP4757VT2P	105	15.6	0	103	18.5	0	111	18.6	0
3200	DEKALB	DKC107-84RIB	96	15.2	0	108	19.5	0	108	20.3	0
3200	DEKALB	DKC56-65RIB	94	15.7	0	100	19.6	0	101	19.5	0
3200	Maizex	MZ 460	110	18.1	0	97	20.4	0	105	20.5	0
3200	Maizex	MZ 4608SMX	97	15.7	0	103	19.2	0	108	18.7	0
3200	PRIDE Seeds	A7599G9 RIB	96	15.8	0	98	18.4	0	101	18.4	0
3225	NK Brand	NK0880-V	123	18.9	0	110	22.1	0	108	22.3	0
3250	DEKALB	DKC58-64RIB	92	15.4	0	105	18.6	0	105	18.8	0
3250	Maizex	MZ 4703DBR	111	16.7	0	110	19.9	0	106	21.6	0
3250	Maizex	MZ 4799SMX	94	15.6	0	102	18.9	0	99	19.4	0
3250	Pioneer	P0720Q	108	18.3	0	105	21.2	0	104	20.5	0
3250	Pioneer	P0806AM	106	16.6	0	101	20.9	0	104	20.7	0
3250	Pioneer	P0859AM	103	16.0	0	109	19.4	0	108	21.1	0
3275	Maizex	MZ 4821DBR	89	15.0	0	96	18.7	0	98	18.0	0
3300	DEKALB	DKC110-10RIB	99	16.7	0	109	20.6	0	109	21.3	0
3350	PRIDE Seeds	A8188G8 RIB	102	16.6	0	98	19.7	0	104	21.7	0
3400	Pioneer	P1136AM	96	18.9	0	101	21.7	0	110	22.5	0
3400	PRIDE Seeds	A8303G8 RIB	95	18.1	0	100	20.6	0	106	22.8	0
LSD (0.10) for Yield Index Points*			9			4			8		
Average all hybrids†			243	16.1	0	278	19.0	0	265	19.4	0

Hybrid selection should be based on the most data available. Emphasis should be put on averages from several locations and years because these provide a more accurate prediction of future performance than do single location results.

Note: The accuracy of moisture measurement decreases as moisture content increases. This also affects the accuracy of yield determination. Results for hybrids with moisture contents over 30% should be interpreted with much caution.

Looking for the latest agriculture equipment deals?



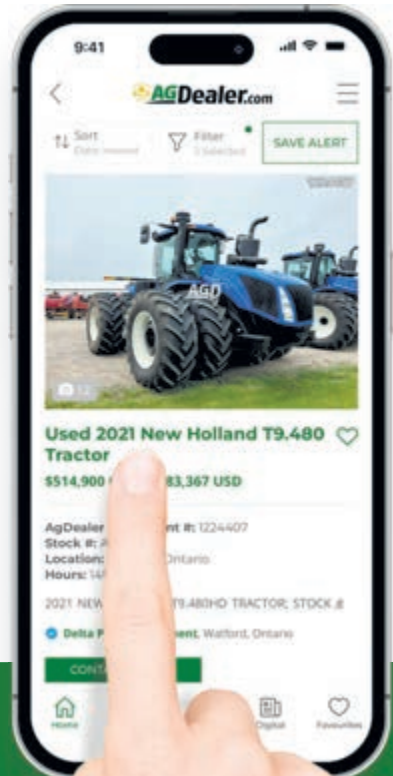
Search more than 33,000 pieces of equipment - fast and easy!



SCAN TO GET THE AGDEALER APP NOW.



AGDealer.com



- » 1000+ EQUIPMENT LISTINGS EVERY WEEK!
- » SEARCH BY CATEGORY AND CREATE ALERTS

Soybean Crops

ONTARIO SOYBEAN AND CANOLA COMMITTEE (OSACC)

This organization is made up of representatives of Agriculture & AgriFood Canada, the University of Guelph, the Ontario Seed Growers Association, Seeds Canada, the Grain Farmers of Ontario, OMAFRA and various agricultural organizations. Soybean variety trials are conducted each year by AAFC research centres at Ottawa and Harrow; University of Guelph and its regional campuses at Ridgetown, Winchester and New Liskeard; or by a contractor under the directions of regional MG zone coordinators. More information can be found at www.GoCrops.ca

The Ontario Soybean and Canola Committee (OSACC) ceased running public performance and registration trials for canola in 2016. For more information go to the GoCrops.ca website.

Interpretation of Variety Description Table

Plant Breeders' Rights

☉ Indicates a variety that is protected by Plant Breeders Rights legislation that complies with UPOV 1978.

☪ Indicates a variety that is protected by, or has been applied for and is pending, Plant Breeders Rights legislation that complies with UPOV 1991.

Notes: Varieties with resistance genes for races of the Phytophthora root rot organism in Ontario:

1a,1c,1k, 6: Resistance genes for Phytophthora root rot in Ontario which provide resistance to some races of the pathogen. Rps 1a does not provide protection to most races of the pathogen in Ontario

SCN: Resistant to some HG types of Soybean Cyst Nematode (SCN) in Ontario.

HP: Varieties with above average protein index.

L-LA: L-LA is a designation used by seed sponsors to indicate a soybean variety that produces low linolenic acid in the seed

Herbicide Reaction

RR: Roundup Ready™ (Trademark of Monsanto Company)

RR2X: Roundup Ready 2 Xtend™ (Trademark of Monsanto Company)

E3: Enlist E3™ (Trademark of Dow AgroSciences, DuPont or Pioneer and affiliated companies or their respective owners)

RR2Y: Roundup Ready 2 Yield™ (Trademark of Monsanto Company)

LL: Liberty Link™ (Trademark of Bayer CropScience AG)

Varieties have not been evaluated for metribuzin tolerance by OSACC.

For further information contact seed distributor. The following variety has been reported to OSACC as being Metribuzin Sensitive (MS): Astor.

Relative Maturity

Ranking of maturities has been initiated to provide producers with a rating system that is similar to the USA soybean industry standards. Rankings are not assigned by OSACC. See attached Relative Maturity map on page 57.

Hilum Colour

Each soybean seed has a hilum which is the point where it was attached to the pod. Varieties differ in hilum colour and can be either Yellow (Y), Imperfect Yellow (IY), Gray (GR), Buff (BF), Brown (BR), Black (BL), or Imperfect Black (IBL). Hilum colour may also be Light (L). Yellow hilum soybeans are usually the only type accepted for the export market. In certain years discolouration of the hilum of IY varieties can occur and as a result the soybeans may not be acceptable for export markets.

Ontario Performance Trial Data

SOYBEANS

Interpretation of Variety Description Table

Seeds per Kilogram

This is an estimate of the relative number of seeds of a particular variety in a kilogram of seed based on 1-2 years of data from all locations where a variety was tested. Since seed size can vary from year to year and from seed lot to seed lot these figures should be used as a rough guide only. The actual seed size reported on each seed lot should be used to calculate seeding rate.

Phytophthora Root Rot % Plant Loss

Phytophthora root rot testing is carried out on clay soils infested with common races of Phytophthora at Woodslee. Previous methodology used counting plants shortly after emergence (3-4 weeks after planting) and a subsequent counting 4 weeks later. The loss was estimated based on the difference between count 2 and count 1, taken as a percentage. The limitation in this counting method is that it does not take into account pre-emergence mortality due to PRR nor does it take into account late season mortality. Starting in 2019 we began expressing the PRR ratings based on final stand in a high phytophthora pressure environment. This final stand was only rated once for all maturity groups and this was again changed to rate the plants near the R6 growth stage which was done in 2020 in order to capture late season PRR damage.

Protein & Oil Index

Protein Index (%) and Oil (%) are found at www.Soybean.GoCrops.ca

Least Significant Difference (LSD)

The Least Significant Difference (LSD) was determined for each Yield Index column. To compare any two varieties within a column, the yield can be considered the same if the difference between their yield indices is less than or equal to the LSD for that column.

Interpretation of Agronomic Performance Tables

Days from Planting to Maturity

Maturity is affected by planting date and the area where a variety is being grown. Varieties are rated as being mature when 95% of the pods on the plants are ripe. Normally, 3-10 additional drying days are needed before the crop is dry enough for combining. Starting in 2022, the 1-year average in addition to the 2-year average is shown. Tables are sorted by the 2-year average.

Yield Index

Varieties can only be compared within each test area. Yield index of a variety indicates its performance as a percentage of the average yield of all varieties grown in a test area. Small index differences may not be meaningful. In Tables 2-4, the yield index for each location and for the average of all locations is based on 2-3 years of testing. In Tables 5-6, the Clay and Loam Averages are based on 3 years of testing. Yield index averaged over locations and years will be a more reliable indicator of yield potential than performance from one single location or single year.

Plant Height

An indicator of the amount of plant growth, it is measured at maturity as the length of the stem from the base of the plant at soil level to its tip. A 2-year average is shown.

Lodging

A visual estimate at maturity of the standability of the crop. A value of 1 is equivalent to a crop standing completely upright, while a 5 represents a crop entirely flat. Within a test area, varieties with lower values are less prone to lodging. A 2-year average is shown. Lodging may not be rated for all test sites in each maturity group.

Testing Methods

In each trial, varieties were replicated in a suitable experimental design and received equal fertility, weed control and management. All trials were planted and harvested by machine. Tests were separated into conventional herbicide and glyphosate herbicide treated plots. Prior to harvest, plant height and lodging scores were obtained. The grain harvested from each plot was weighed and the yield of soybeans was calculated in tonnes/hectare at 13% moisture.

Food Soybean Varieties (F)

The Conventional and Food soybean variety trials were combined for the first time in 2006. All conventional and food varieties were grown in the same test sites in all three years for which data is presented.

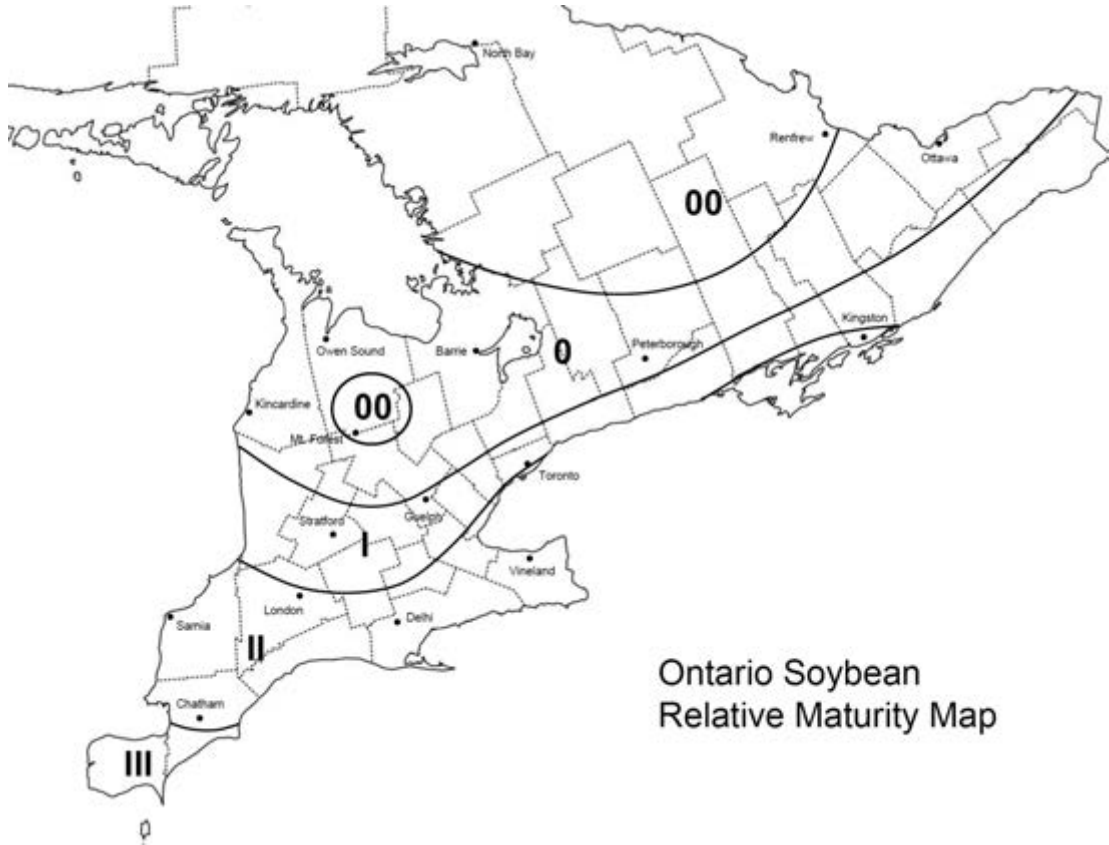
SOYBEAN TEST LOCATIONS & SOIL TYPES

2024 Trials

Location	Table	Relative Maturity	Soil Type	Row Width (cm)	Seeding Rate (plant/ac)	Co-operator	Trial Co-ordinator
New Liskeard	2a	00.5	clay	35	200,000	U of Guelph, New Liskeard	Ontario Crops Research Centre - New Liskeard
Dundalk	2b	00.9	loam	56	192,000	Leo Blydorp	Ontario Crops Research Centre - Winchester
Belwood	2b	0.2	clay loam	56	192,000	Jeff McDougall	Ontario Crops Research Centre - Winchester
Elora	2b & 3	0.6	silt loam	35	200,000	OAC, U of Guelph	OAC, U of Guelph
Ottawa	3	0.6	clay loam	45	200,000	Research Centre, AAFC, Ottawa	ORDC, AAFC, Ottawa
Walton	3	0.7	loam	56	192,000	Neil Mitchell	ORDC, AAFC, Ottawa
Winchester	4	1.0	clay loam	Twin (48, 28)*	175,000	U of Guelph, Winchester	Ontario Crops Research Centre - Winchester
Port Hope	3	1.5	clay loam	56	192,000	Bruce Hendry	ORDC, AAFC, Ottawa
Woodstock	4	1.8	clay loam	35	200,000	OAC, U of Guelph	OAC, U of Guelph
Exeter	4	1.7	clay loam	38	200,000	Huron Research Station	Ridgetown Campus, U of Guelph
St. Marys	4	1.5	clay loam	35	200,000	Alex Gibson	OAC, U of Guelph
Fingal	5	2.1	clay loam	56	192,000	Dan Curtis	Ridgetown Campus, U of Guelph
Palmyra	5	2.7	clay	43	235,000	Richard Wierenga	Ridgetown Campus, U of Guelph
Inwood	5	2.4	clay	43	235,000	Jeff Lassaline	Ridgetown Campus, U of Guelph
Ridgetown	5	2.8	clay loam	43	200,000	Ridgetown Campus, U of Guelph	Ridgetown Campus, U of Guelph
Chatham	6	2.9	clay loam	43	200,000	Heather Macleod	Ridgetown Campus, U of Guelph
Merlin	6	3.1	clay	43	235,000	Grant Guy	Ridgetown Campus, U of Guelph
Woodslee	6	3.3	clay	46	200,000	Research Centre, AAFC, Harrow	HRDC, AAFC, Harrow
Harrow	6	3.5	clay loam	46	185,000	Research Centre, AAFC, Harrow	HRDC, AAFC, Harrow

* Twin rows 48 (between twin rows) and 28 cm (within twin row) spacing.

SOYBEAN RELATIVE MATURITY MAP



Ontario Soybean Relative Maturity Map





YOUR SOURCE FOR WINTER WHEAT, CONVENTIONAL & TRAITED SOYBEANS, SPRING CEREALS, AND COVER CROPS



Lucknow 1-800-582-5669 | Palmerston 1-877-343-3630



TABLE 1 – VARIETY PERFORMANCE LIST AND DESCRIPTIONS

Variety	Notes	SCN Source	Herbicide Reaction	Relative ¹ Maturity	Hilum Colour	Seeds per Kg	Phytophthora ²		Distributor
							Root Rot %	Plant Loss	
Wolf R2X \emptyset	SCN 3a	PI 88788	RR2X	000.3	BL	5500	na	Maizex	
DKB0005-03	1c		RR2X	000.5	IBL	5600	na	DEKALB	
ABACA \emptyset				000.7	IY	5300	40	SG Ceresco, Inc.	
Fresco R2X	1a		RR2X	000.9	BL	5000	72	Prograin	
S0009-J5X	1c, 3a		RR2X	000.9	BR	4900	na	NK	
Young R2X	SCN 1c	PI 88788	RR2X	000.9	BL	5100	47	SeCan	
Joly XF	SCN 1c	PI 88788	XF	00.0	BL	—	na	SeCan	
PS 0011 XRN	SCN 1c	PI 88788	RR2X	00.0	BL	6000	na	PRIDE Seeds	
S001-D8X	1c		RR2X	00.1	IY	6300	na	NK	
Badger R2X	1k		RR2X	00.2	BL	4800	na	Maizex	
DKB002-32	SCN 1k	PI 88788	RR2X	00.2	BR	6000	na	DEKALB	
JAGO				00.2	Y	5000	32	SG Ceresco, Inc.	
P002A42E	1c		E3	00.2	Y	5700	46*	Pioneer	
Liska \emptyset				00.3	IY	5200	49	Prograin	
S003-R5X	1c		RR2X	00.3	IY	5900	na	NK	
Bourke R2X	1k		RR2X	00.4	BL	5400	34	SeCan	
Merino R2X	SCN 1k	PI 88788	RR2X	00.4	BL	4700	42	Prograin	
Aurelina \emptyset				00.5	IY	4900	44	C & M Seeds	
Hart R2X	1c		RR2X	00.5	BR	4900	40	SeCan	
Luxor				00.5	IY	4700	28*	Semican Inc.	
P005A59E	1c		E3	00.5	BR	4800	40*	Pioneer	
PR24XF2450			XF	00.5		—	na	Prograin	
Prostar \emptyset	6			00.5	Y	4900	na	Semican Inc.	
DKB006-80	SCN 1c	PI 88788	RR2X	00.6	BL	5300	na	DEKALB	
Kudo R2X			RR2X	00.6	BL	6000	52	Prograin	
B0073EE	SCN 1c	Peking	E3	00.7	IBL	5800	32*	Brevant Seeds	
C4M24518 XT	1k		RR2X	00.7	BL	5800	na	Maizex	
DKB007-91XF	SCN 1c	PI 88788	XF	00.7	BL	5200	na	DEKALB	
Elmo E3	SCN 1a	PI 88788	E3	00.7	LBR	6900	35	Prograin	
Maya \emptyset	1c			00.7	IY	5200	33	Prograin	
Mozart				00.7	Y	4800	54	Semican Inc.	
P007A68E	1c		E3	00.7	BF	5700	na	Pioneer	
PR24X2500			RR2X	00.7		—	na	Prograin	
S007-A2XS			RR2X	00.7	GR	6500	na	NK	
S007-Z1X	1c		RR2X	00.7	BR	5200	na	NK	
Hulk R2X \emptyset	3a		RR2X	00.8	BL	4900	na	Maizex	
Jador				00.8	IY	—	na	Semican Inc.	
Koa \emptyset	1c			00.8	IY	5400	48	Prograin	
SI 00924XFN	1c		XF	00.9	IY	—	na	Sevita International	
Triquet R2X	SCN 1k	PI 88788	RR2X	00.9	BL	5000	55	SeCan	
Bronco R2X	1c, 6		RR2X	0.0	IY	5300	55	Prograin	
Nala \emptyset	1c			0.0	IY	5300	49	Prograin	
Apollina \emptyset				0.1	IY	4900	41	Saatbau Linz	
Atiron	HP			0.1	IY	4900	40	Huron Commodities Inc.	
Bellistar				0.1	IY	4600	na	Semican Inc.	
C4M23497 XT			RR2X	0.1	BL	5300	na	Maizex	
Grizzly R2X	SCN 1k, 3a	PI 88788	RR2X	0.1	BL	5600	na	Maizex	
Hana				0.1	Y	5300	47	Prograin	
P01Z13E \emptyset	1k		E3	0.1	BL	6100	na	Pioneer	
Rico R2X	SCN 1c	PI 88788	RR2X	0.1	LBR	6800	46	Prograin	
S01-D5 \emptyset	SCN 1c, 3a	PI 88788		0.1	IY	5200	na	Silverline	
SI 0124XT			RR2X	0.1	BR	—	na	Sevita International	
Stine 01EH32	SCN 3a	PI 88788	E3	0.1	BF	—	na	Stine Seeds	
Donaldo R2X	1c		RR2X	0.2	BL	5900	43	Prograin	
Kyoto				0.2	Y	4900	54	Synagri	
Mason XF	SCN 1c	PI 88788	XF	0.2	BL	5200	46*	SeCan	
Roxton \emptyset	SCN 1c	PI 88788		0.2	Y	5400	29	Sevita International	
S02-M4XF	SCN 1c	PI 88788	XF	0.2	BL	6300	na	NK	
AAC Shinju \emptyset	1c			0.3	Y	9000	37	Huron Commodities Inc.	
B036CE	SCN 1k	PI 88788	E3	0.3	BR	5500	34	Brevant Seeds	
Barracuda E3	1c		E3	0.3	BL	5500	na	Maizex	
Cobra R2X	SCN 1c		RR2X	0.3	BR	5700	na	Maizex	

(continued) TABLE 1 – VARIETY PERFORMANCE LIST AND DESCRIPTIONS

Variety	Notes	SCN Source	Herbicide Reaction	Relative ¹ Maturity	Hilum Colour	Seeds per Kg	Phytophthora ²		Distributor
							Root Rot %	Plant Loss	
CP0324X	SCN 1c	PI 88788	RR2X	0.3	BL	5000	na		CROPLAN by WinField United
DKB03-25	1c		RR2X	0.3	BR	5800	na		DEKALB
Enduro E3	1a, 3a		E3	0.3	IY	5100	24		Prograin
Kuma⓪				0.3	IY	4700	na		Maizex
Panorama	1c, 6			0.3	Y	4700	40		Sevita International
PS 0423EN	SCN	PI 88788	E3	0.3	BL	6400	32*		PRIDE Seeds
S03-V5E3	SCN 1c	PI 88788	E3	0.3	IBL	6000	na		NK
SI 0323E3N	SCN	PI 88788	E3	0.3	IBL	6400	36*		Sevita International
Algebra				0.4	IY	5300	37*		Saatbau Linz
B043EE	1k		E3	0.4	BR	4800	44*		Brevant Seeds
DKB04-72XF	SCN 1c	PI 88788	XF	0.4	BL	5500	na		DEKALB
Katano				0.4	IY	4900	na		Synagri
OAC Champion⓪				0.4	IY	4800	54		Agrocentre Belcan
OAC Strive⓪				0.4	IY	4500	29		SeCan
P04A98E	1c		E3	0.4	BR	4600	44		Pioneer
S04-J6X	SCN 1c	PI 88788	RR2X	0.4	BL	6300	na		NK
S04-K9⓪	SCN 1c	PI 88788		0.4	Y	4400	na		Silverline
Salto R2	1c, 3a		RR2Y	0.4	BR	5900	30		Prograin
Utica				0.4	IY	4500	37		Sevita International
Aya⓪	3a			0.5	Y	4300	37		Prograin
B054EE	SCN 1k	PI 88788	E3	0.5	BR	5900	na		Brevant Seeds
Crosby XF	SCN 1c	PI 88788	XF	0.5	IBL	5600	na		Secan/Snobelen
Cullen XF	SCN 1c, 3a	PI 88788	XF	0.5	GR	5000	na		SeCan
Hola⓪	1c, 3a			0.5	IY	4400	43		Prograin
P05Z60E⓪	SCN 1c	PI 88788	E3	0.5	BR	5200	na		Pioneer
PS 0521 XRN	SCN 1c	PI 88788	RR2X	0.5	IBL	5400	38		PRIDE Seeds
Ramage XF	SCN 1c	PI 88788	XF	0.5	IY	5800	35		SeCan
Savage R2X	SCN 1c	PI 88788	RR2X	0.5	BL	6000	39		SeCan
Stine 05EG62	SCN 1k	PI 88788	E3	0.5	IBL	5500	na		Stine Seeds
Altitude R2	3a		RR2Y	0.6	BR	5000	48		SeCan
Amino R2X	SCN 1c	PI 88788	RR2X	0.6	BL	5400	35		Prograin
Harvey E3			E3	0.6	LBR	5800	38		SeCan
Lion R2X⓪	1c		RR2X	0.6	IY	5200	na		Maizex
Marula	1c			0.6	Y	4400	39		Prograin
Nano R2X	SCN 3a	PI 88788	RR2X	0.6	BR	5500	29		Prograin
Navan	SCN 1c, 3a	PI 88788		0.6	Y	4400	29		Sevita International
OAC Evolution⓪				0.6	IY	4900	45		Agrocentre Belcan
OAC Kamran⓪	SCN	PI 88788		0.6	IY	4800	43		SeCan
P06A38E	1c		E3	0.6	BR	4800	33		Pioneer
P06Z90E⓪	SCN 1k	PI 88788	E3	0.6	BR	5300	na		Pioneer
S06-A3XF	SCN 1c, 3a	PI 88788	XF	0.6	GR	5000	na		NK
Seabrook R2X	1k		RR2X	0.6	BL	6000	33		SeCan
SFL 06-44 IP	SCN 1c	PI 88788		0.6	Y	5100	na		Snobelen Farms Ltd.
SI 0620XTN	SCN 1c	PI 88788	RR2X	0.6	BL	5800	41		Sevita International
Stine 06EG29	SCN	PI 88788	E3	0.6	IBL	6600	na		Stine Seeds
Torpedo E3	3a		E3	0.6	Y	5700	na		Maizex
Angelica⓪				0.7	IY	4800	39		C & M Seeds
Atacama⓪				0.7	IY	5000	47		SG Ceresco, Inc.
Axis E3	1c		E3	0.7	LBR	5700	na		Horizon Seeds Canada
B074HE	1c		E3	0.7	BR	5000	37		Brevant Seeds
DKB07-23	SCN 1c	PI 88788	RR2X	0.7	BL	6300	na		DEKALB
Dundee	SCN 1c	PI 88788		0.7	IY	4200	na		Sevita International
Dyno R2X	SCN 1c	PI 88788	RR2X	0.7	BR	5200	38		Prograin
Kagawa				0.7	IY	4200	39		Synagri
Myers E3	SCN 3a	PI 88788	E3	0.7	BF	5400	na		SeCan
PS 0779 XRN	SCN 1c	PI 88788	RR2X	0.7	BL	6100	34		PRIDE Seeds
S07-K5X	3a		RR2X	0.7	GR	5000	na		NK
Ajico⓪	1c			0.8	IY	4500	na		Maizex
Alameda				0.8	IY	5000	na		SG Ceresco, Inc.
Canstar	1a, 6			0.8	Y	5300	31*		Semican Inc.
DKB08-80	1c, 1k		RR2X	0.8	BL	5300	na		DEKALB
Enyo E3	SCN	PI 88788	E3	0.8	BF	5600	21		Prograin
Ezra	3a			0.8	Y	4600	36		Prograin
Miko R2	1c		RR2Y	0.8	BR	5200	51		Prograin

S
O
Y
B
E
A
N
C
R
O
P
S

TABLE 1 – VARIETY PERFORMANCE LIST AND DESCRIPTIONS (continued)

Variety	Notes	SCN Source	Herbicide Reaction	Relative ¹ Maturity	Hilum Colour	Seeds per Kg	Phytophthora ²		Distributor
							Root Rot %	Plant Loss	
NA0800				0.8	IY	4800	28		New Age Seeds Inc
OAC Wallace				0.8	BR	5100	46		SeCan
Orr R2X	SCN 3a	PI 88788	RR2X	0.8	BR	5300	29		SeCan
P08A44E	SCN 1k	PI 88788	E3	0.8	BR	5200	35*		Pioneer
PR24XF2750			XF	0.8		5600	na		Prograin
Ridley XF	SCN 1c	PI 88788	XF	0.8	BL	5800	33*		SeCan
S07-M8Ø	1c			0.8	IY	4400	na		Silverline
SI 0720E3N	SCN 1c, 3a	PI 88788	E3	0.8	IBL	5400	26		Sevita International
Viper R2X	SCN 1c	PI 88788	RR2X	0.8	BL	5100	na		Maizex
WilmaØ	1c, 3a			0.8	Y	4800	27		Prograin
AAC Kovik				0.9	Y	4500	39		SG Ceresco, Inc.
AcunaØ	1c			0.9	IY	4300	56		Prograin
Beliveau R2X	SCN 1k, 3a	PI 88788	RR2X	0.9	BR	4900	31		SeCan
Finch	1c			0.9	Y	5000	26		Sevita International
Havane				0.9	Y	4700	34		SG Ceresco, Inc.
P09Z79EØ	SCN 1k	PI 88788	E3	0.9	BR	6200	na		Pioneer
Pico R2X	SCN 1c	PI 88788	RR2X	0.9	BL	6100	35		Prograin
PS 0944 XRN	SCN 1c	PI 88788	RR2X	0.9	IBL	5100	35		PRIDE Seeds
S09-B5XF	SCN 1c, 3a	PI 88788	XF	0.9	GR	5000	na		NK
S09-H7E3	SCN 1k	PI 88788	E3	0.9	BF	5600	na		NK
SI 0921XTN	SCN	PI 88788	RR2X	0.9	BL	5800	50		Sevita International
Acora	1c			1.0	Y	4800	44		Prograin
B103EE	SCN 1k	PI 88788	E3	1.0	BF	5000	25*		Brevant Seeds
C4M24519 E3	SCN	PI 88788	E3	1.0	BL	5200	na		Maizex
Forto				1.0	IY	4100	26		SG Ceresco, Inc.
Genesis	1a			1.0	Y	4600	46		Sevita International
Matilda	1k			1.0	IY	5000	49		Sevita International
OAC MaloryØ	SCN	PI 88788		1.0	Y	5000	21		SeCan
Piranha R2XØ	3a		RR2X	1.0	BL	5200	na		Maizex
PS 1022 EN	SCN 1c, 3a	PI 88788	E3	1.0	BF	5300	27		PRIDE Seeds
S10-R2Ø	SCN	PI 88788		1.0	Y	5100	na		Silverline
S10-W8XF	SCN 1c	PI 88788	XF	1.0	IY	5800	na		NK
SaruØ	1c			1.0	IY	4700	na		Maizex
Stine 10EG20	SCN	PI 88788	E3	1.0	IBL	5200	na		Stine Seeds
B119KE	SCN	PI 88788	E3	1.1	IBL	5600	43		Brevant Seeds
DKB11-51	SCN	PI 88788	RR2X	1.1	BL	5900	na		DEKALB
DKB11-84	SCN 3a	PI 88788	RR2X	1.1	BR	6100	na		DEKALB
Milito	SCN 1c, 3a	PI 88788		1.1	IY	4800	23*		SG Ceresco, Inc.
Odessa				1.1	IY	4100	32		Sevita International
P11A10	SCN	PI 88788		1.1	Y	4800	46		Pioneer
P11Z72EØ	SCN 1c	Peking	E3	1.1	BR	5000	na		Pioneer
S11-A4E3	SCN 1k, 3a	PI 88788	E3	1.1	BF	5300	na		NK
S11-U2XF	SCN 3a	PI 88788	XF	1.1	BL	5100	na		NK
Skyline	SCN 1c, 3a	PI 88788		1.1	Y	5100	27		Sevita International
Summit E3			E3	1.1	IBL	6100	36		Horizon Seeds Canada
Taku				1.1	Y	5000	28		SG Ceresco, Inc.
Abiza				1.2	IY	4500	48*		Saatbau Linz
AtenaØ	1c, 3a			1.2	Y	4200	30		Prograin
Baltazar				1.2	IY	4600	21		Semican Inc.
EXP 1224 EN	SCN 1c, 3a	PI 88788	E3	1.2	IBL	5200	na		PRIDE Seeds
Mya	SCN 1c	PI 88788		1.2	IY	4600	43		Prograin
S12-J7Ø	SCN 1c, 3a	PI 88788		1.2	Y	4400	na		Silverline
S12-M5X	SCN 1k, 3a	PI 88788	RR2X	1.2	BL	5000	na		NK
SI 1222E3N	SCN 1k	PI 88788	E3	1.2	IBL	4600	36		Sevita International
Stine 12EB32	SCN 1c	PI 88788	E3	1.2	IBL	4900	na		Stine Seeds
Atanga				1.3	IY	5600	32*		Saatbau Linz
OAC Bianco	SCN	PI 88788		1.3	Y	5500	76		SG Ceresco, Inc.
P13Z28EØ	SCN 1k	PI 88788	E3	1.3	BL	5900	na		Pioneer
PR24E2875			E3	1.3		5700	na		Prograin
PS 1344 XFN	SCN 3a	PI 88788	XF	1.3	BL	5100	na		PRIDE Seeds
Rask E3	SCN 1c	PI 88788	E3	1.3	IBL	4800	29		SeCan
S13-Y4XF	SCN 1c, 3a	PI 88788	XF	1.3	BR	5300	na		NK
Zeta	SCN 1c	PI 88788		1.3	IY	5000	35		Prograin
Avalanche XF	SCN 1c, 3a	PI 88788	XF	1.4	BL	4900	na		Maizex

(continued) TABLE 1 – VARIETY PERFORMANCE LIST AND DESCRIPTIONS

Variety	Notes	SCN Source	Herbicide Reaction	Relative ¹ Maturity	Hilum Colour	Seeds per Kg	Phytophthora ²		Distributor
							Root Rot %	Plant Loss	
B144EE	SCN 1k	PI 88788	E3	1.4	BR	5300	na	Brevant Seeds	
DKB14-65	SCN 1c, 3a	PI 88788	RR2X	1.4	BL	5400	na	DEKALB	
DKB14-97	SCN 3a	PI 88788	RR2X	1.4	IBL	5700	na	DEKALB	
Inwood ^⓪	SCN	PI 88788		1.4	IY	4600	35	SeCan	
Mercado XF	SCN 1c, 3a	PI 88788	XF	1.4	BR	5200	31	Prograin	
OAC Union ^⓪	SCN	PI 88788		1.4	Y	4900	24	SeCan	
P14A12E	SCN 1c	Peking	E3	1.4	BR	5600	66*	Pioneer	
S14-C7XF	SCN 1c	PI 88788	XF	1.4	BR	5700	na	NK	
SI 1422XTN	SCN 1c	PI 88788	RR2X	1.4	BL	5200	50	Sevita International	
Stine 14EE21	SCN 1k	Peking	E3	1.4	BF	6200	na	Stine Seeds	
Alinova	SCN	PI 88788		1.5	IY	4900	38	Sevita International	
B158DE	SCN 1k	PI 88788	E3	1.5	BR	6200	32	Brevant Seeds	
Cyclone R2X	SCN 1k, 3a	PI 88788	RR2X	1.5	BL	5400	na	Maizex	
S15-G9E3S	SCN 1k	Peking	E3	1.5	IBL	6000	na	NK	
Verdo ^⓪	1c			1.5	Y	5000	na	SG Ceresco, Inc.	
B163EE	SCN 1c	Peking	E3	1.6	BR	5700	65*	Brevant Seeds	
DKB16-64XF	SCN 1c	PI 88788	XF	1.6	IBL	5700	na	DEKALB	
OAC Aberdeen	SCN	PI 88788		1.6	IY	4800	27	Huron Commodities Inc.	
S14-H3 ^⓪	SCN	PI 88788		1.6	IY	4500	na	Hensall Co-op	
S16-K2X	SCN 1k, 3a	PI 88788	RR2X	1.6	BL	5100	na	NK	
Typhoon E3	SCN 1c, 3a	Peking	E3	1.6	IBL	5600	na	Maizex	
B173EE	SCN 1k, 3a	PI 88788	E3	1.7	BR	4600	29*	Brevant Seeds	
Compass E3			E3	1.7	IBL	5500	na	Horizon Seeds Canada	
Keith XF	SCN 3a	PI 88788	XF	1.7	BR	5200	23	SeCan	
P17A87E	SCN 1k	PI 88788	E3	1.7	BL	5300	28	Pioneer	
P17Z39E ^⓪	SCN 1k	Peking	E3	1.7	BL	5400	na	Pioneer	
PS 1721 EN	SCN 1c, 3a	PI 88788	E3	1.7	Y	5400	31	PRIDE Seeds	
SI 1820XTN	SCN 3a	PI 88788	RR2X	1.7	BR	5800	30	Sevita International	
Suga	3a			1.7	Y	4500	na	Maizex	
B182ME	SCN 1k	Peking	E3	1.8	BL	5400	26	Brevant Seeds	
NA1800	SCN 1c	PI 88788		1.8	IY	5100	47	New Age Seeds Inc	
P18A73E	SCN 1k	Peking	E3	1.8	BL	5500	36	Pioneer	
P18Z01E ^⓪	SCN 1k	Peking	E3	1.8	BL	5900	na	Pioneer	
S16-B8 ^⓪	SCN 1c, 3a	PI 88788		1.8	IY	4800	na	Silverline	
S18-F1E3S	SCN 1k	Peking	E3	1.8	IBL	5700	na	NK	
SI 1823E3N	SCN 1k	PI 88788	E3	1.8	IBL	5500	32*	Sevita International	
C4M24509 E3	SCN 1k	Peking		1.9	BF	6800	na	Maizex	
C4M24510 XF	SCN	PI 88788	XF	1.9	BL	6600	na	Maizex	
CP1923X	SCN 1c	PI 88788	RR2X	1.9	IBL	6000	na	CROPLAN by WinField United	
DKB19-80	SCN 1c	PI 88788	RR2X	1.9	BL	6300	na	DEKALB	
HDC Blake				1.9	Y	4100	na	Hensall Co-op	
Kraft E3	SCN 1k	PI 88788	E3	1.9	IBL	6000	20*	SeCan	
OAC Bruton ^⓪	SCN	PI 88788		1.9	Y	4200	31	SeCan	
P19A37E	SCN 1k, 3a	PI 88788	E3	1.9	BL	5500	26*	Pioneer	
PS 1923XFN	SCN 1c, 3a	PI 88788	XF	1.9	BL	6100	29*	PRIDE Seeds	
NA2000	SCN 1c	PI 88788		2.0	Y	5400	32	New Age Seeds Inc	
P20A48E	SCN 1k	PI 88788	E3	2.0	BR	6900	28*	Pioneer	
Rowan	SCN 1c	PI 88788		2.0	IY	5300	42	Sevita International	
S20-L8X	SCN 1c	PI 88788	RR2X	2.0	BL	5500	na	NK	
S20-W9 ^⓪	SCN 1c, 3a	PI 88788		2.0	Y	4600	na	Silverline	
Stine 20EG02	SCN 1a	PI 88788	E3	2.0	BL	6100	na	Stine Seeds	
B213EE	SCN 1k, 3a	PI 88788	E3	2.1	BR	5400	36*	Brevant Seeds	
B214EE	SCN 1k	Peking	E3	2.1	BR	7400	na	Brevant Seeds	
DKB21-30XF	SCN 1c	PI 88788	XF	2.1	BL	5900	na	DEKALB	
P21A53E	SCN 1c	PI 88788	E3	2.1	BR	6100	33	Pioneer	
P21Z88E ^⓪	SCN 1k	Peking	E3	2.1	BR	6900	na	Pioneer	
PS 2120 EN	SCN 1k	PI 88788	E3	2.1	IBL	6600	30	PRIDE Seeds	
Barber XF	SCN 1c	PI 88788	XF	2.2	BL	6200	na	SeCan	
OAC Marvel	SCN	PI 88788		2.2	Y	4500	38	Huron Commodities Inc.	
P22A67E	SCN 1k, 3a	PI 88788	E3	2.2	BR	6200	37*	Pioneer	
S22-A2E3	SCN 1c	PI 88788	E3	2.2	IBL	6100	na	NK	
Stine 22EH29	SCN 1k	Peking	E3	2.2	IBL	7100	na	Stine Seeds	
AAC McRae ^⓪	SCN	PI 88788		2.3	Y	4200	na	Hensall Co-op	
DKB23-24	SCN 1c	PI 88788	RR2X	2.3	IBL	6600	na	DEKALB	

TABLE 1 – VARIETY PERFORMANCE LIST AND DESCRIPTIONS (continued)

Variety	Notes	SCN Source	Herbicide Reaction	Relative ¹ Maturity	Hilum Colour	Seeds per Kg	Phytophthora ²		Distributor
							Plant Loss	Root Rot %	
P23Z58EⓄ	SCN 1k	Peking	E3	2.3	BR	6200	na		Pioneer
PS 2322 XFN	SCN 1c	PI 88788	XF	2.3	IBL	5800	25		PRIDE Seeds
SG 2311				2.3	Y	4900	31		Huron Commodities Inc.
SienaⓄ	SCN	PI 88788		2.3	Y	5600	30		Prograin
B243EE	SCN 1k	Peking	E3	2.4	BR	6400	29*		Brevant Seeds
C4M24511 E3	SCN 1k, 3a	PI 88788	E3	2.4	BL	6500	na		Maizex
Equator E3	SCN 1c	PI 88788	E3	2.4	IBL	5700	40*		Horizon Seeds Canada
Express R2X	SCN 1c, 1k	PI 88788	RR2X	2.4	BL	6000	26		SeCan
P24A07E	SCN 1k	PI 88788	E3	2.4	BR	6400	24*		Pioneer
Tillson	SCN 1c	PI 88788		2.4	IY	5900	32		Sevita International
Titan XF	SCN 1c	PI 88788	XF	2.4	BL	6400	na		Maizex
AAC 26-15	SCN	PI 88788		2.5	Y	4900	28		Huron Commodities Inc.
AAC WigleⓄ	SCN	PI 88788		2.5	Y	4400	49		SeCan
B253LE	SCN 1k	PI 88788	E3	2.5	BL	5500	29		Brevant Seeds
DF 155				2.5	Y	4700	na		AGRIS Co-operative Ltd.
P25A16E	SCN 1k	Peking	E3	2.5	BR	6000	27		Pioneer
PS 2521 XFN	SCN 1c	PI 88788	XF	2.5	BL	5700	27		PRIDE Seeds
S25-K4XF	SCN	PI 88788	XF	2.5	BL	6100	na		NK
Stine 25EG20	SCN 1c, 1k	PI 88788	E3	2.5	BL	6200	na		Stine Seeds
OAC StirlingⓄ	SCN	PI 88788		2.6	Y	5200	32		Huron Commodities Inc.
P26Z78EⓄ	SCN 1k	PI 88788	E3	2.6	BL	6000	na		Pioneer
S26-E3	SCN 1k	Peking	E3	2.6	BF	7100	na		NK
DKB27-55	SCN 1c	PI 88788	RR2X	2.7	IBL	5900	na		DEKALB
NA2700	SCN 1c	PI 88788		2.7	IY	4800	33		New Age Seeds Inc
Prosper XF	SCN 1k	PI 88788	XF	2.7	IBL	6800	na		Maizex
AAC Big Ben	SCN	PI 88788		2.8	Y	4800	19*		Southwest Seeds
B283EE	SCN 1k	PI 88788	E3	2.8	BL	6200	na		Brevant Seeds
DKB28-76XF	SCN 1c, 1k	PI 88788	XF	2.8	IBL	6100	na		DEKALB
P28A65E	SCN 1k	PI 88788	E3	2.8	BL	5300	33		Pioneer
P28Z30EⓄ	SCN 1k	PI 88788	E3	2.8	BL	6200	na		Pioneer
P28Z89EⓄ	SCN 1k	Peking	E3	2.8	BR	5500	na		Pioneer
PS 2923EN	SCN 1k	Peking	E3	2.8	BL	5900	21*		PRIDE Seeds
Stine 28EH29	SCN 1k	Peking	E3	2.8	IBL	5500	na		Stine Seeds
DKB29-87XF	SCN 1c, 3a	PI 88788	XF	2.9	IBL	6000	na		DEKALB
P29A19E	SCN 1k, 3a	PI 88788	E3	2.9	BL	5800	28		Pioneer
S29-N5E3	SCN 1c 3a	PI 88788	E3	2.9	IBL	5700	na		NK
S29-R5X	SCN 1k	PI 88788	RR2X	2.9	BR	6000	na		NK
P30A75E	SCN 1k	PI 88788	E3	3.0	BR	5800	28*		Pioneer
P31Z32EⓄ	SCN 1k	PI 88788	E3	3.1	BL	5700	na		Pioneer
P32Z91EⓄ	SCN 1k, 3a	Peking	E3	3.2	BL	6600	na		Pioneer
S32-J5XF	SCN 1c	PI 88788	XF	3.2	BL	5900	na		NK
P33A62E	SCN 1c	PI 88788	E3	3.3	BR	5900	25*		Pioneer

1 Relative Maturity - ranking of maturity provided by seed sponsors.

2 Phytophthora % Plant Loss - * only 2 year averages shown where available.

Ⓞ = PBR 78;Ⓞ = PBR 91 or PBR 91 pending. See pbrfacts.ca to learn more.

NOTES:

1a, 1c, etc. - Phytoph. resist. genes

HP - High Protein

SCN - SCN Resistant

L-LA - Low-Linolenic Acid

Herbicide Reaction

RR - Roundup Ready

RR2Y - Roundup Ready 2 Yield

RR2X - Roundup Ready 2 Xtend

XF - XtendFlex

E3 - Enlist E3

LL - Liberty Link

MS - Metribuzin Sensitive

TABLE 2A.1 – MATURITY GROUP 00 (2100-2300 HU) AREAS , RR TEST

Variety	Days to Mature		NEW LISKEARD Yield Index			Plant Height (cm)	Lodging 1=standing 5=flat
	1 year	2 year	1 year	2 year	3 year		
S001-D8X	111	112	89	90	88	64	1.1
S0009-J5X	115	112	93	93	—	59	1.0
DKB0005-03	113	112	88	94	—	54	1.0
PS 0011 XRN	112	113	96	99	95	59	1.0
S003-R5X	112	113	100	97	97	53	1.0
Wolf R2X [⊕]	113	113	92	91	—	57	1.0
Young R2X	113	113	98	99	—	58	1.5
Fresco R2X	119	114	93	88	88	56	1.0
Hart R2X	117	116	105	102	103	64	1.0
DKB002-32	115	117	102	102	102	66	1.0
Merino R2X	117	117	104	102	101	66	1.4
S007-A2XS	116	117	107	109	108	72	1.0
Bourke R2X	118	119	100	102	102	69	1.4
S007-Z1X	121	119	94	99	97	63	1.3
DKB006-80	122	121	105	106	108	66	1.3
Badger R2X	122	121	104	105	—	63	1.5
Kudo R2X	124	122	105	102	102	66	1.8
DKB007-91XF	124	122	107	107	—	66	1.3
Elmo E3	124	125	120	112	109	75	1.0
Varieties with one year of data							
C4M24518 XT	112	—	91	—	—	—	—
Hulk R2X [⊕]	123	—	104	—	—	—	—
LSD (0.10)			8	4	4		
Average yield (T/ha)			4.06	4.34	4.33		
(bu/ac)			60.2	64.3	64.2		

TABLE 2A.2 – MATURITY GROUP 00 (2100-2300 HU) AREAS, CONVENTIONAL TEST

Variety	Days to Mature		NEW LISKEARD Yield Index			Plant Height (cm)	Lodging 1=standing 5=flat
	1 year	2 year	1 year	2 year	3 year		
Prostar [⊕]	111	114	92	89	—	68	1.0
ABACA [⊕]	112	114	107	106	104	65	1.3
Liska [⊕]	113	114	98	97	96	68	1.0
Luxor	113	116	93	98	—	70	1.0
Nala [⊕]	116	118	102	105	—	71	1.6
Maya [⊕]	115	118	97	98	99	69	1.0
Koa [⊕]	116	118	98	102	101	66	1.1
Mozart	119	121	101	105	—	67	1.5
Varieties with one year of data							
Aurelina [⊕]	116	—	104	—	—	—	—
Hana	121	—	110	—	—	—	—
LSD (0.10)			10	6	5		
Average yield (T/ha)			3.98	4.12	4.11		
(bu/ac)			59.0	61.2	61.0		

Testing Locations: Tables 2a.1 & T2a.2

New Liskeard	2022	2023	2024
--------------	------	------	------

TABLE 2.1 – MATURITY GROUP 00 (2300-2500 HU) AREAS, RR TEST

Variety	Days to Mature		AVERAGE Yield Index			BELWOOD Yield Index		DUNDALK Yield Index	ELORA Yield Index		Plant Height (cm)	Lodging 1=standing 5=flat
	1 year	2 year	1 year	2 year	3 year	2 year	3 year	2 year	2 year	3 year		
P002A42E	107	111	79	83	—	87	—	—	85	—	68	1.1
P005A59E	109	113	107	100	—	95	—	—	106	—	68	1.0
Merino R2X	109	114	97	94	91	96	93	84	95	93	84	1.8
S007-Z1X	111	114	98	101	97	104	94	97	100	101	79	1.5
B0073EE	110	114	100	100	—	99	—	—	100	—	68	1.1
S007-A2XS	110	114	91	99	—	98	—	—	95	—	78	1.5
P007A68E	112	115	81	95	—	84	—	—	101	—	71	1.2
Kudo R2X	111	116	102	98	98	103	104	97	95	94	81	1.8
DKB006-80	112	116	100	100	97	106	100	100	94	93	86	1.6
Rico R2X	113	117	93	94	96	90	94	95	97	100	72	1.1
S02-M4XF	114	117	107	103	102	99	96	103	107	107	77	1.1
Triquet R2X	114	118	109	103	99	109	101	96	102	100	88	1.6
Elmo E3	114	119	92	91	92	90	93	93	94	91	76	1.3
Bronco R2X	117	119	102	100	96	97	92	102	100	96	81	1.1
Donaldo R2X	114	119	109	100	96	96	92	89	106	103	79	1.1
DKB03-25	116	120	104	110	111	110	112	112	107	110	85	1.3
Salto R2	119	122	114	108	109	112	113	107	109	107	75	1.3
Amino R2X	118	122	115	109	105	107	102	94	115	114	74	1.0
S03-V5E3	118	122	100	100	105	93	101	107	107	106	77	1.5
DKB04-72XF	119	122	103	110	—	115	—	—	102	—	91	1.6
Enduro E3	119	123	115	113	112	113	114	118	110	106	85	1.6
S04-J6X	120	123	110	108	110	112	116	106	106	108	81	1.2
Varieties with one year of data												
Badger R2X	111	—	94	—	—	—	—	—	—	—	—	—
PR24XF2450	111	—	93	—	—	—	—	—	—	—	—	—
Hulk R2X \emptyset	112	—	95	—	—	—	—	—	—	—	—	—
SI 00924XFN	114	—	101	—	—	—	—	—	—	—	—	—
PR24X2500	115	—	113	—	—	—	—	—	—	—	—	—
SI 0124XT	115	—	111	—	—	—	—	—	—	—	—	—
C4M23497 XT	116	—	113	—	—	—	—	—	—	—	—	—
Joly XF	117	—	106	—	—	—	—	—	—	—	—	—
Stine 01EH32	117	—	96	—	—	—	—	—	—	—	—	—
Stine 05EG62	119	—	103	—	—	—	—	—	—	—	—	—
Stine 06EG29	121	—	104	—	—	—	—	—	—	—	—	—
LSD (0.10)			11	5	4	8	8	8	8	8		
Average yield (T/ha)			3.50	3.49	3.32	3.09	3.10	3.38	3.98	3.51		
(bu/ac)			51.9	51.7	49.3	45.9	45.9	50.2	59.1	52.1		

Testing Locations: Table 2.1			
Belwood	2022	2023	2024
Dundalk	2022	2023	—
Elora	2022	2023	2024

TABLE 2.2 – MATURITY GROUP 00 (2300-2500 HU) AREAS, CONVENTIONAL TEST

Variety	Days to Mature		AVERAGE Yield Index			BELWOOD Yield Index		DUNDALK Yield Index	ELORA Yield Index		Plant Height (cm)	Lodging 1=standing 5=flat
	1 year	2 year	1 year	2 year	3 year	2 year	3 year	2 year	2 year	3 year		
Prostar [®]	107	113	86	88	—	89	—	—	88	—	79	1.4
Luxor	111	115	98	98	—	100	—	—	95	—	87	1.2
Nala [®]	111	116	93	102	—	104	—	—	97	—	89	1.7
Koa [®]	110	116	101	101	—	102	—	—	99	—	82	1.6
Mozart	111	117	93	98	—	94	—	—	100	—	83	1.8
JAGO	112	118	104	104	99	100	99	94	107	102	82	1.4
Maya [®]	112	118	101	97	—	103	—	—	93	—	83	1.1
Hana	113	118	107	102	—	101	—	—	106	—	77	1.1
Atiron	113	119	90	91	90	92	91	92	91	88	83	1.1
Bellistar	116	120	102	101	—	102	—	—	105	—	90	1.4
Panorama	114	121	105	105	102	106	103	101	103	101	70	1.3
Roxton [®]	115	121	116	114	112	114	110	116	113	110	90	1.5
Utica	116	123	100	99	98	95	97	97	103	99	84	1.1
Varieties with one year of data												
Jador	110	—	98	—	—	—	—	—	—	—	—	—
Aurelina [®]	112	—	105	—	—	—	—	—	—	—	—	—
LSD (0.10)			10	5	4	11	9	8	7	5		
Average yield (T/ha)			3.56	3.39	3.31	3.17	3.17	3.20	3.74	3.53		
(bu/ac)			52.8	50.2	49.2	47.0	47.1	47.5	55.5	52.3		

Testing Locations: Table 2.2			
Belwood	2022	2023	2024
Dundalk	2022	2023	—
Elora	2022	2023	2024

FIELD NOTES

TABLE 4.2 – MATURITY GROUP 1 (2700-2900 HU) AREAS, CONVENTIONAL TEST

Variety	Days to Mature		AVERAGE Yield Index			EXETER Yield Index		ST. MARYS Yield Index		WINCHESTER Yield Index		WOODSTOCK Yield Index		Plant Height (cm)	Lodging 1=standing 5=flat
	1 year	2 year	1 year	2 year	3 year	2 year	3 year	2 year	3 year	2 year	3 year	2 year	3 year		
S10-R2Ⓢ	113	117	92	93	93	91	91	95	92	92	93	94	96	95	1.8
Finch	114	118	100	97	96	97	96	94	93	98	98	98	96	94	1.0
Matilda	114	119	111	108	105	104	104	108	101	115	110	104	103	87	1.1
Kagawa	115	120	92	93	92	89	90	94	93	96	96	92	87	89	1.2
Acora	115	120	93	96	94	98	96	97	95	92	89	96	97	99	1.4
S12-J7Ⓢ	116	121	103	101	99	99	100	101	98	100	98	102	103	87	1.5
P11A10	115	121	110	106	103	103	103	108	105	110	103	104	101	97	1.4
Skyline	117	122	95	93	93	95	93	92	91	96	97	86	88	92	1.5
WilmaⓈ	116	122	109	107	106	100	101	113	110	112	110	104	101	91	1.3
OAC MaloryⓈ	116	122	90	93	95	98	98	90	91	91	94	95	96	90	1.8
AtenaⓈ	117	122	99	98	97	103	101	99	98	97	96	93	91	82	1.2
InwoodⓈ	117	122	95	93	—	92	—	87	—	90	—	103	—	87	1.9
S14-H3Ⓢ	116	122	99	100	98	100	100	103	100	100	99	95	93	82	1.1
Mya	118	123	106	102	101	100	98	96	97	107	105	106	104	99	1.6
S16-B8Ⓢ	118	124	97	95	—	98	—	98	—	87	—	102	—	88	1.5
OAC UnionⓈ	118	124	104	103	103	101	103	106	104	105	105	97	97	85	1.3
Baltazar	117	124	105	104	100	98	95	105	101	116	111	93	89	95	1.4
Zeta	119	125	108	108	108	110	107	108	107	101	104	118	116	87	1.7
OAC Aberdeen	119	125	104	106	105	105	107	109	108	102	98	111	111	86	1.1
Milito	119	125	94	90	—	85	—	87	—	95	—	92	—	110	1.6
S20-W9Ⓢ	119	126	95	97	—	105	—	99	—	87	—	95	—	81	1.2
Alinova	120	126	112	113	110	115	111	109	105	117	112	112	114	88	1.2
OAC Bianco	119	126	102	91	92	101	101	89	92	84	83	87	92	107	1.6
HDC Blake	120	127	95	97	95	98	96	100	99	94	91	97	93	95	1.8
Taku	121	127	105	106	107	101	102	109	112	108	107	105	107	101	1.7
NA1800	121	127	98	101	102	105	104	101	103	94	95	107	108	91	1.7
Forto	122	128	99	99	98	99	97	97	98	103	100	95	95	105	1.7
Rowan	122	128	108	110	110	108	106	106	108	110	108	119	121	98	1.3
Varieties with one year of data															
Kyoto	111	—	82	—	—	—	—	—	—	—	—	—	—	—	—
AcunaⓈ	113	—	101	—	—	—	—	—	—	—	—	—	—	—	—
SFL 06-44 IP	114	—	99	—	—	—	—	—	—	—	—	—	—	—	—
Katano	115	—	91	—	—	—	—	—	—	—	—	—	—	—	—
Suga	124	—	106	—	—	—	—	—	—	—	—	—	—	—	—
LSD (0.10)			5	3	3	6	7	6	5	6	5	5	5		
Average yield (T/ha)			4.33	4.22	3.96	4.73	4.37	3.93	3.76	4.92	4.74	3.31	2.97		
(bu/ac)			64.2	62.6	58.8	70.1	64.8	58.2	55.8	72.9	70.3	49.1	44.1		

Testing Locations: Table 4.2			
Exeter	2022	2023	2024
St. Marys	2022	2023	2024
Winchester	2022	2023	2024
Woodstock	2022	2023	2024

TABLE 5.1 – EARLY MATURITY GROUP 2 (2900-3300 HU) AREAS, RR TEST

Variety	Days to Mature		CLAY AVG Yield Index		INWOOD Yield Index		PALMYRA Yield Index			LOAM AVG Yield Index		FNGAL Yield Index	RIDGETOWN Yield Index			Plant Height (cm)	Lodging 1=standing 5=flat
	1 year	2 year	1 year	2 year	2 year	2 year	3 year	1 year	2 year	1 year	2 year	3 year					
Summit E3	116	119	79	84	88	81	82	106	95	84	99	96	77	1.1			
Compass E3	118	122	98	96	83	104	100	96	103	100	104	98	73	1.3			
S18-F1E3S	119	124	92	95	87	101	96	101	103	102	103	101	78	1.2			
PS 2120 EN	120	124	99	96	85	103	100	118	106	99	109	108	84	1.3			
PS 1923XFN	121	125	105	104	109	101	—	96	101	109	98	—	87	1.4			
DKB21-30XF	120	125	105	104	106	103	102	92	99	106	96	95	85	1.5			
S20-L8X	121	125	108	103	94	109	108	94	90	92	89	92	82	1.8			
DKB19-80	122	125	100	101	114	92	96	93	97	99	97	100	91	1.9			
P20A48E	122	126	99	100	100	100	—	106	99	89	102	—	86	1.2			
Express R2X	122	126	100	105	110	101	101	102	104	110	101	101	91	1.6			
B213EE	123	126	100	105	109	103	—	85	96	101	94	—	87	1.3			
S22-A2E3	123	126	105	108	119	101	101	92	99	102	98	99	80	1.3			
DKB23-24	123	127	88	99	117	88	93	105	102	103	102	103	88	1.4			
PS 2322 XFN	122	127	110	107	108	105	106	114	104	102	105	105	91	1.6			
Stine 20EG02	124	128	102	104	102	106	—	90	97	106	93	—	80	1.4			
P22A67E	124	128	100	93	89	96	—	113	96	82	101	—	85	1.3			
S26-E3	125	128	102	97	90	102	102	92	96	101	94	97	85	1.4			
P24A07E	124	128	111	108	108	107	—	116	109	102	111	—	94	1.1			
B243EE	125	129	102	97	92	99	—	107	107	114	105	—	84	1.2			
Equator E3	127	130	73	87	95	82	—	91	99	107	96	—	78	1.2			
PS 2521 XFN	127	130	101	102	94	108	106	111	101	91	105	105	87	1.6			
B253LE	127	131	100	99	94	102	102	106	104	99	106	105	85	1.1			
Stine 25EG20	127	131	100	102	97	105	—	87	99	107	97	—	80	1.4			
DKB27-55	127	131	94	105	113	100	105	87	95	95	95	95	92	1.7			
Varieties with one year of data																	
SI 1820XTN	117	—	102	—	—	—	—	84	—	—	—	—	—	—			
CP1923X	118	—	100	—	—	—	—	104	—	—	—	—	—	—			
SI 1823E3N	120	—	103	—	—	—	—	95	—	—	—	—	—	—			
P21A53E	122	—	107	—	—	—	—	110	—	—	—	—	—	—			
P21Z88E0	123	—	104	—	—	—	—	108	—	—	—	—	—	—			
Barber XF	123	—	104	—	—	—	—	96	—	—	—	—	—	—			
C4M24511 E3	123	—	101	—	—	—	—	100	—	—	—	—	—	—			
B214EE	124	—	98	—	—	—	—	111	—	—	—	—	—	—			
P23Z58E0	125	—	110	—	—	—	—	112	—	—	—	—	—	—			
Prosper XF	125	—	110	—	—	—	—	100	—	—	—	—	—	—			
Stine 22EH29	125	—	95	—	—	—	—	86	—	—	—	—	—	—			
Titan XF	126	—	102	—	—	—	—	100	—	—	—	—	—	—			
S25-K4XF	128	—	90	—	—	—	—	94	—	—	—	—	—	—			
LSD (0.10)			7	5	8	7	6	11	6	14	7	6					
Average yield (T/ha)			4.80	4.66	3.71	5.61	5.47	5.67	5.46	4.22	6.07	6.05					
(bu/ac)			71.1	69.1	55.0	83.2	81.2	84.0	80.9	62.6	90.1	89.8					

Testing Locations: Table 5.1			
Inwood	—	2023	2024
Palmyra	2022	2023	2024
Fingal	—	2023	—
Ridgetown	2022	2023	2024

TABLE 5.2 – EARLY MATURITY GROUP 2 (2900-3300 HU) AREAS, CONVENTIONAL TEST

Variety	Days to Mature		CLAY AVG Yield Index		INWOOD Yield Index		PALMYRA Yield Index			LOAM AVG Yield Index		FNGAL Yield Index	RIDGETOWN Yield Index			Plant Height (cm)	Lodging 1=standing 5=flat
	1 year	2 year	1 year	2 year	2 year	2 year	3 year	1 year	2 year	2 year	2 year	2 year	3 year				
S16-B8⓪	115	120	87	88	91	85	—	93	94	99	90	—	80	1.5			
OAC Bruton⓪	115	120	104	101	92	107	104	95	95	95	94	96	88	2.2			
NA1800	116	121	87	87	79	93	89	100	98	100	96	95	86	1.9			
HDC Blake	116	121	103	100	101	100	97	94	97	101	95	85	91	1.9			
S20-W9⓪	118	121	84	85	93	79	—	93	91	90	92	—	76	1.3			
NA2000	118	123	95	98	104	94	93	94	97	101	94	98	83	1.9			
OAC Aberdeen	119	123	101	100	97	102	97	95	100	94	104	101	81	1.3			
Rowan	119	123	97	105	108	103	98	103	102	103	101	104	86	1.4			
SG 2311	118	124	115	110	106	113	106	95	97	101	93	90	92	1.7			
OAC Marvel	120	124	94	93	93	92	93	95	95	96	95	95	91	1.8			
AAC 26-15	121	126	99	99	103	96	96	96	95	99	93	94	88	1.8			
Tillson	122	126	110	104	96	110	107	106	108	102	113	111	86	1.3			
OAC Stirling⓪	121	126	93	100	101	99	98	100	100	100	99	98	90	1.9			
Siena⓪	122	127	111	113	110	114	110	117	114	110	117	116	87	1.9			
AAC Wigle⓪	122	127	96	95	95	95	95	95	98	99	98	98	91	1.6			
DF 155	122	127	109	111	113	109	108	105	102	98	104	97	90	2.0			
AAC McRae⓪	124	128	103	98	97	98	99	113	109	112	106	105	97	1.9			
NA2700	124	128	108	110	111	109	109	108	105	96	111	111	92	1.8			
AAC Big Ben	126	130	103	104	109	101	102	105	104	105	104	105	99	1.9			
LSD (0.10)			7	6	10	7	6	8	5	8	6	5					
Average yield (T/ha)			4.50	4.52	3.81	5.23	5.31	4.49	4.72	3.94	5.50	5.46					
(bu/ac)			66.8	67.0	56.5	77.5	78.7	66.6	70.0	58.4	81.6	80.9					

Testing Locations: Table 5.2			
Inwood	—	2023	2024
Palmyra	2022	2023	2024
Fingal	—	2023	2024
Ridgetown	2022	2023	2024

2024 VARIETIES SELECTED

Variety

Variety

Variety

Seeding date:

Harvest date:

Yield:

2024: TOP PICKS

DISTRIBUTOR CONTACTS – Soybeans

DISTRIBUTOR

PHONE NUMBER

AGRI Co-operative Ltd.....	519-380-2384
Agrocentre Belcan.....	1-800-363-5146
C&M Seeds.....	1-888-733-9432
Corteva Agriscience (Pioneer).....	1-800-265-9435
Corteva Agriscience (Brevant).....	1-800-265-9435
DEKALB.....	519-767-3366
Hensall Co-op.....	1-800-265-5190
Hensall Co-op (Silverline).....	1-800-265-5190
Horizon Seeds Canada Inc.....	519-842-5538
Huron Commodities Inc.....	519-482-8400
Jackson Seed Service LTD. (Silverline).....	519-683-4413
Maizex Seeds Inc.....	877-682-1720
New Age Seeds Inc.....	1-519-245-9143

DISTRIBUTOR

PHONE NUMBER

PRIDE Seeds.....	1-800-265-5280
Prograin.....	450-469-5744
Saatbau Canada inc.....	514-609-0881
SeCan.....	1-866-797-7874
Semican Inc.....	819-362-8823
Sevita International.....	613-989-3000
SG Ceresco Inc.....	450-427-3831
Snobelen Farms Ltd.....	519-343-3630
Southwest Seeds Inc.....	519-674-0054
Stine Seeds.....	519-868-8945
Synagri.....	450-799-3226
Syngenta Canada, Inc. (NK).....	1-877-964-3682
WinField United Canada.....	306-249-5112

S
O
Y
B
E
A
N

C
R
O
P
S

RJ GRAVITY GRAIN BOX

Available in 400,500,600
& 725 Bushels



CONTACT
YOUR LOCAL
DEALER

FEATURES INCLUDE:

- Solid welded interior of box for fertilizer
- 12 gauge steel body
- 8" channel steel sills
- Steel ladders at both ends of box
- High gloss 2 Part Urethane paint
- Hi-slip graphite paint on inside of box
- 6"x12" sight window

OPTIONS INCLUDE:

- New LED Light kit assembly
- RJ Built roll tarp assembly
- RJ Hold down Bracket for RJ tarp assembly
- Sur-Lok roll tarp assembly
- Mini Door for easier opening
- Interior Divider creating 2 compartments
- Fender Kit for reduced Road Stone Chip Damage


Reliability You Can Grow On!

519-676-4110
75 Industrial Ave.
Blenheim, Ontario
Email: rjequip@on.aibn.com
www.rjequipment.net

We are confident you will make

MORE PROFIT

growing De Dell seed corn.



Vince Trudell, President

De Dell Seeds

The Leaders in Non-GMO Corn

De Dell Seeds • 7095 Century Drive • Melbourne, ON • N0L 1T0

P: 519-264-CORN (2676) • F: 519-264-2672

info@dedellseeds.com • www.dedellseeds.com

Growers List



SOYBEANS

S=Select; F=Foundation; R=Registered; C=Certified; ☉ Indicates Plant Breeders Rights (PBR) protection under UPOV 1978 and Ⓢ protected or pending under UPOV 1991; ** listed varieties are eligible for seed class, but undergoing post-harvest seed testing for Additional Certification Requirements, at time of publication.

AAC 26-15			
St. Thomas; SUMMIT GENETICS INC.....	519-482-8400	F	R
AAC BIG BEN			
Ridgetown; SOUTHWEST SEEDS INC.....	519-674-0054	S	R
AAC MCRAE ☉			
Wheatley; RECKER SEEDS.....	519-818-0735	S	F
AAC SHINJU ☉			
St. Thomas; SUMMIT GENETICS INC.....	519-482-8400	S	F R
AAC WIGLE ☉			
Jarvis; LANDRAY FARM INC.....	905-870-4002	S	R C
Wheatley; RECKER SEEDS.....	519-818-0735	S	R
ALOUETTE R2X			
Lucknow; SNOBELEN FARMS LTD.....	800-582-5669		R
New Liskeard; LABONTE SEED DIVISION OF RELIABLE ELEVATORS CORP. (ON)	705-647-3129		R
ALTITUDE R2			
Carp; DONRIDGE FARMS.....	613-839-3062		C
Lucknow; SNOBELEN FARMS LTD.....	800-582-5669		C
Ripley; COURTNEY GRAIN AND SEED (2015) LTD.....	519-395-2972		C
St. Isidore; MARC BERCIER SEED CLEANING INC. ...	613-524-2981		C
ATIRON			
Clinton; HURON COMMODITIES INC.....	519-955-3440	F	R
AURELINA ☉			
Palmerston; C&M SEEDS.....	519-343-2126	S	F R
AVALANCHE XF			
Tilbury; MAIZEX SEEDS INC.....	877-682-1720	F	R
AXIS E3			
Lindsay; MIDNIGHT ACRES.....	705-878-8200		C
BARBER XF			
Alvinston; MACKELLAR FARMS.....	519-318-4463	S	F
Alvinston; MC RAE, JONATHAN & MATTHEW.....	519-464-2887	S	F
BELIVEAU R2X			
Branchton; SZENTIMREY, PETER, ZACHARY, ZANE & HANNAH.....	519-635-2511	S	F
Brantford; BOW PARK FARM INC.....	519-759-7075		F
Chesley; ROSE VALLEY FARMS.....	519-377-0548		C
St. Isidore; MARC BERCIER SEED CLEANING INC. ...	613-524-2981		C
BLACK PEARL ☉			
Cumberland; WILMEAD FARMS.....	613-833-9035	S	F
C4M24509 E3			
Tilbury; MAIZEX SEEDS INC.....	877-682-1720		F
C4M24510 XF			
Tilbury; MAIZEX SEEDS INC.....	877-682-1720	F	C
C4M24511 E3			
Tilbury; MAIZEX SEEDS INC.....	877-682-1720		F
COMPASS E3			
Courtland; HORIZON SEEDS CANADA INC.....	519-842-5538		F
Lindsay; MIDNIGHT ACRES.....	705-878-8200		R
CP0324X			
Saskatoon; WINFIELD UNITED CANADA.....	888-975-4769		F

SOYBEANS

S=Select; F=Foundation; R=Registered; C=Certified; ☉ Indicates Plant Breeders Rights (PBR) protection under UPOV 1978 and Ⓢ protected or pending under UPOV 1991; ** listed varieties are eligible for seed class, but undergoing post-harvest seed testing for Additional Certification Requirements, at time of publication.

CP0621XF			
Saskatoon; WINFIELD UNITED CANADA.....	888-975-4769	S	F
CP0624XF			
Lucknow; SNOBELEN FARMS LTD.....	800-582-5669		F
Saskatoon; WINFIELD UNITED CANADA.....	888-975-4769		S F
CP0722E			
Saskatoon; WINFIELD UNITED CANADA.....	888-975-4769		S F
CP0723E			
Saskatoon; WINFIELD UNITED CANADA.....	888-975-4769		S F
CP0921X			
Saskatoon; WINFIELD UNITED CANADA.....	888-975-4769		S F
CP0922X			
Saskatoon; WINFIELD UNITED CANADA.....	888-975-4769		S F
CP1121E			
Saskatoon; WINFIELD UNITED CANADA.....	888-975-4769		S F
CP1122E			
Saskatoon; WINFIELD UNITED CANADA.....	888-975-4769		S F
CP1220RX			
Saskatoon; WINFIELD UNITED CANADA.....	888-975-4769		S F
CP1221X			
Saskatoon; WINFIELD UNITED CANADA.....	888-975-4769		S F
CP1521E			
Saskatoon; WINFIELD UNITED CANADA.....	888-975-4769		S F
CP1621E			
Saskatoon; WINFIELD UNITED CANADA.....	888-975-4769		S F
CP1821E			
Saskatoon; WINFIELD UNITED CANADA.....	888-975-4769		S F
CP1921E			
Saskatoon; WINFIELD UNITED CANADA.....	888-975-4769		S F
CP1923X			
Saskatoon; WINFIELD UNITED CANADA.....	888-975-4769		S F
CP2223E			
Saskatoon; WINFIELD UNITED CANADA.....	888-975-4769		S F
CP2322E			
Saskatoon; WINFIELD UNITED CANADA.....	888-975-4769		S F
CP2424XF			
Saskatoon; WINFIELD UNITED CANADA.....	888-975-4769		S F
CP2524XF			
Saskatoon; WINFIELD UNITED CANADA.....	888-975-4769		S F
CP2624XF			
Saskatoon; WINFIELD UNITED CANADA.....	888-975-4769		S F R
CP2724E			
Saskatoon; WINFIELD UNITED CANADA.....	888-975-4769		S F
CROSBY XF			
Lucknow; SNOBELEN FARMS LTD.....	800-582-5669		S F
CULLEN XF			
Branchton; SZENTIMREY, PETER, ZACHARY, ZANE & HANNAH.....	519-635-2511		S F
Brantford; BOW PARK FARM INC.....	519-759-7075		S
St. Isidore; MARC BERCIER SEED CLEANING INC. ...	613-524-2981		R

SOYBEANS

S=Select; F=Foundation; R=Registered; C=Certified; ☉ Indicates Plant Breeders Rights (PBR) protection under UPOV 1978 and ☉ protected or pending under UPOV 1991; *** listed varieties are eligible for seed class, but undergoing post-harvest seed testing for Additional Certification Requirements, at time of publication.

CYCLONE R2X			
Tilbury; MAIZEX SEEDS INC.....	877-682-1720	F R C	
DARBY E3			
Harrow; SALTER FARMS LTD.....	519-738-3234	C	
DKB11-84			
Sarnia; PARK, DOUGLAS ANDREW.....	519-383-7007	R	
EMERALD E3			
Tilbury; MAIZEX SEEDS INC.....	877-682-1720	F	
ENERGY E3			
Tilbury; MAIZEX SEEDS INC.....	877-682-1720	F R C	
EXPRESS R2X			
Alvinston; MACKELLAR FARMS.....	519-318-4463	S F	
Alvinston; MC RAE, JONATHAN & MATTHEW.....	519-464-2887	R	
Denfield; KUEBLER, RALPH.....	226-268-6934	C	
HART R2X			
New Liskeard; LABONTE SEED DIVISION OF RELIABLE ELEVATORS CORP. (ON).....	705-647-3129	R	
HARVEY E3			
Demorestville; BIG ISLAND SEEDS LTD.....	613-921-9557	F	
St. Isidore; MARC BERCIER SEED CLEANING INC. ...	613-524-2981	S F	
HDC BLAKE			
Hensall; HENSALL CO-OP.....	519-262-3002	S R	
INWOOD☉			
Alvinston; MACKELLAR FARMS.....	519-318-4463	S F R	
Alvinston; MC RAE, JONATHAN & MATTHEW.....	519-464-2887	S F R	
Denfield; KUEBLER, RALPH.....	226-268-6934	C	
Staffa; ROSEBANK SEED FARMS LTD.....	519-345-2697	S F	
JOLY XF			
Cobden; STONE FARMS.....	613-281-2734	S F	
KEITH XF			
Alvinston; MC RAE, JONATHAN & MATTHEW.....	519-464-2887	S F C	
Brantford; BOW PARK FARM INC.....	519-759-7075	S F R	
KRAFT E3			
Alvinston; MC RAE, JONATHAN & MATTHEW.....	519-464-2887	F	
KUMA☉			
Tilbury; MAIZEX SEEDS INC.....	877-682-1720	C	
LANDMARK E3			
Courtland; HORIZON SEEDS CANADA INC.....	519-842-5538	R	
MASON XF			
Cobden; STONE FARMS.....	613-281-2734	R	
MYERS E3			
Chesley; ROSE VALLEY FARMS.....	519-377-0548	R	
Demorestville; BIG ISLAND SEEDS LTD.....	613-921-9557	R	
St. Isidore; MARC BERCIER SEED CLEANING INC. ...	613-524-2981	S F	
NA0800			
Dresden; JACKSON SEED SERVICE LTD.....	519-683-4413	S F R	
NA1800			
Dresden; JACKSON SEED SERVICE LTD.....	519-683-4413	S F R	
NA2000			
Dresden; JACKSON SEED SERVICE LTD.....	519-683-4413	S F R	
NA2700			
Dresden; JACKSON SEED SERVICE LTD.....	519-683-4413	S F R	
NAVAN			
Lucknow; SNOBELLEN FARMS LTD.....	800-582-5669	C	

SOYBEANS

S=Select; F=Foundation; R=Registered; C=Certified; ☉ Indicates Plant Breeders Rights (PBR) protection under UPOV 1978 and ☉ protected or pending under UPOV 1991; *** listed varieties are eligible for seed class, but undergoing post-harvest seed testing for Additional Certification Requirements, at time of publication.

OAC ABERDEEN			
St. Thomas; R & D CURTIS FARMS.....	519-631-6241	S	
St. Thomas; SUMMIT GENETICS INC.....	519-482-8400	F R	
OAC ACCLAIM			
Thornton; ALLIANCE AGRI-TURF.....	705-424-1410	S F	
OAC BOUNTY			
St. Thomas; SUMMIT GENETICS INC.....	519-482-8400	S	
OAC BRUTON☉			
Alvinston; MACKELLAR FARMS.....	519-318-4463	S F R C	
Alvinston; MC RAE, JONATHAN & MATTHEW.....	519-464-2887	R C	
Bath; MILLER SEED FARM.....	613-483-9423	R	
Branchton; SZENTIMREY, PETER, ZACHARY, ZANE & HANNAH.....	519-635-2511	S F	
Brantford; BOW PARK FARM INC.....	519-759-7075	S F C	
Canfield; HEDLEY SEEDS LTD.....	905-774-7855	C	
Demorestville; BIG ISLAND SEEDS LTD.....	613-921-9557	C	
Denfield; KUEBLER, RALPH.....	226-268-6934	R	
Dresden; JACKSON SEED SERVICE LTD.....	519-683-4413	C	
Jarvis; LANDRAY FARM INC.....	905-870-4002	S F R	
Morpeth; STIRLING, BRYAN THOMAS.....	519-784-0402	S F	
Ridgetown; SOUTHWEST SEEDS INC.....	519-674-0054	R	
St. Thomas; R & D CURTIS FARMS.....	519-631-6241	S F R	
Wheatley; RECKER SEEDS.....	519-818-0735	F R	
OAC CANDY			
Cobden; STONE FARMS.....	613-281-2734	S F	

Start Growing Top Quality Silage Corn



KingFisher Corn- has an excellent history of success at the Forage Analysis Superbowl, including high milk per ton in the standard corn silage division.

What makes KingFisher exceptional?

- **SofStarch**-Highly-digestible starch, excellent rumen retention and digestibility
- **FiberGest**-High sugar and stalk density means high quality corn silage



Ask about Red Tail for traited hybrids!



Reach out to your local KingFisher dealer today.
www.kingfisherseed.com - 226-741-0561

SOYBEANS

S=Select; F=Foundation; R=Registered; C=Certified; ☉ Indicates Plant Breeders Rights (PBR) protection under UPOV 1978 and ☉ protected or pending under UPOV 1991; *** listed varieties are eligible for seed class, but undergoing post-harvest seed testing for Additional Certification Requirements, at time of publication.

OAC KAMRAN ☉

Lucknow; SNOBELEN FARMS LTD. 800-582-5669 S F R
St. Isidore; MARC BERCIER SEED CLEANING INC. ... 613-524-2981 C
St. Thomas; R & D CURTIS FARMS 519-631-6241 S F
St. Thomas; SUMMIT GENETICS INC. 519-482-8400 R

OAC KENT

Jarvis; LANDRAY FARM INC. 905-870-4002 S F

OAC LAKEVIEW

Lucknow; SNOBELEN FARMS LTD. 800-582-5669 S F

OAC MALORY ☉

Lucknow; SNOBELEN FARMS LTD. 800-582-5669 C

OAC MARVEL

St. Thomas; SUMMIT GENETICS INC. 519-482-8400 S C

OAC PRESCOTT ☉

Westmeath; REABURN SEED SUPPLY LTD. 613-582-3550 C

OAC PRUDENCE

New Liskeard; LABONTE SEED DIVISION OF RELIABLE ELEVATORS CORP. (ON)
..... 705-647-3129 F

OAC STIRLING ☉

St. Thomas; SUMMIT GENETICS INC. 519-482-8400 C

OAC STRIVE ☉

Chepstow; LANG FARMS LTD. 519-881-1114 S F R C
Chesley; ROSE VALLEY FARMS 519-377-0548 C
Dublin; R.T. BOLTON & SON 519-525-6430 F
Lindsay; MIDNIGHT ACRES 705-878-8200 R C
Lucknow; SNOBELEN FARMS LTD. 800-582-5669 S F R C
Paisley; ELMCREST FARMS 226-218-2170 R
Palmerston; CONNELL FARMS INC. 519-343-2626 C
Ripley; COURTNEY GRAIN AND SEED (2015) LTD. 519-395-2972 S F R
St. Isidore; MARC BERCIER SEED CLEANING INC. ... 613-524-2981 C
Thornton; ALLIANCE AGRI-TURF 705-424-1410 R

OAC UNION ☉

Brantford; BOW PARK FARM INC. 519-759-7075 S F C
Demorestville; BIG ISLAND SEEDS LTD. 613-921-9557 F
Lindsay; MIDNIGHT ACRES 705-878-8200 R
Lucknow; SNOBELEN FARMS LTD. 800-582-5669 S F R C

OAC VICTORY

St. Thomas; SUMMIT GENETICS INC. 519-482-8400 S F

OAC WALLACE

Lucknow; SNOBELEN FARMS LTD. 800-582-5669 C

OCELOT E3

Tilbury; MAIZEX SEEDS INC. 877-682-1720 F R C

ORR R2X

Branchton; SZENTIMREY, PETER, ZACHARY, ZANE & HANNAH
..... 519-635-2511 S F
Lucknow; SNOBELEN FARMS LTD. 800-582-5669 S F C
Ripley; COURTNEY GRAIN AND SEED (2015) LTD. 519-395-2972 S F
St. Isidore; MARC BERCIER SEED CLEANING INC. ... 613-524-2981 C

PAMELA

New Liskeard; RUNNALLS, KEVIN 705-622-1870 S R

PROSPER XF

Tilbury; MAIZEX SEEDS INC. 877-682-1720 F

RAMAGE XF

Lucknow; SNOBELEN FARMS LTD. 800-582-5669 F

SOYBEANS

S=Select; F=Foundation; R=Registered; C=Certified; ☉ Indicates Plant Breeders Rights (PBR) protection under UPOV 1978 and ☉ protected or pending under UPOV 1991; *** listed varieties are eligible for seed class, but undergoing post-harvest seed testing for Additional Certification Requirements, at time of publication.

RANGER R2X

Denfield; KUEBLER, RALPH 226-268-6934 C

RASK E3

Branchton; SZENTIMREY, PETER, ZACHARY, ZANE & HANNAH
..... 519-635-2511 S F
Parkhill; WILLEMSE, RICK 519-294-6684 R

RIDLEY XF

Branchton; SZENTIMREY, PETER, ZACHARY, ZANE & HANNAH
..... 519-635-2511 S F R
Cobden; STONE FARMS 613-281-2734 R
Demorestville; BIG ISLAND SEEDS LTD. 613-921-9557 R
Lucknow; SNOBELEN FARMS LTD. 1-800-582-5669 S F
Ripley; COURTNEY GRAIN AND SEED (2015) LTD. 519-395-2972 R

S007-Z1X

Arva; SYNGENTA CANADA INC. 877-964-3682 F R C

S01-D5 ☉

Dresden; JACKSON SEED SERVICE LTD. 519-683-4413 S F R
Hensall; HENSALL CO-OP 519-262-3002 R
Palmerston; CONNELL FARMS INC. 519-343-2626 S F

S02-M4XF

Arva; SYNGENTA CANADA INC. 877-964-3682 F R

S03-P4 ☉

Hensall; HENSALL CO-OP 519-262-3002 S F R

S03-V5E3

Arva; SYNGENTA CANADA INC. 877-964-3682 F R

S03-W4

Dresden; JACKSON SEED SERVICE LTD. 519-683-4413 S F R
Hensall; HENSALL CO-OP 519-262-3002 S R

S04-J6X

Arva; SYNGENTA CANADA INC. 877-964-3682 F R

S04-K9 ☉

Dresden; JACKSON SEED SERVICE LTD. 519-683-4413 S F R
Hensall; HENSALL CO-OP 519-262-3002 S F R C

S06-A3XF

Arva; SYNGENTA CANADA INC. 877-964-3682 F R

S07-K5X

Arva; SYNGENTA CANADA INC. 877-964-3682 R

S07-M8 ☉

Dresden; JACKSON SEED SERVICE LTD. 519-683-4413 S F R
Hensall; HENSALL CO-OP 519-262-3002 S F R

S09-B5XF

Arva; SYNGENTA CANADA INC. 877-964-3682 F

S09-H7E3

Arva; SYNGENTA CANADA INC. 877-964-3682 F R

S10-R2 ☉

Dresden; JACKSON SEED SERVICE LTD. 519-683-4413 S F R
Hensall; HENSALL CO-OP 519-262-3002 S F R

S10-W8XF

Arva; SYNGENTA CANADA INC. 877-964-3682 R

S11-A4E3

Arva; SYNGENTA CANADA INC. 877-964-3682 F R

S11-U2XF

Arva; SYNGENTA CANADA INC. 877-964-3682 F R

SOYBEANS

S=Select; F=Foundation; R=Registered; C=Certified; ☼ Indicates Plant Breeders Rights (PBR) protection under UPOV 1978 and ☽ protected or pending under UPOV 1991; *** listed varieties are eligible for seed class, but undergoing post-harvest seed testing for Additional Certification Requirements, at time of publication.

S12-J7☽		
Dresden; JACKSON SEED SERVICE LTD.	519-683-4413	S F R
Hensall; HENSALL CO-OP.....	519-262-3002	S F R
S12-M5X		
Arva; SYNGENTA CANADA INC.	877-964-3682	F R
S13-Y4XF		
Arva; SYNGENTA CANADA INC.	877-964-3682	F R
S14-C7XF		
Arva; SYNGENTA CANADA INC.	877-964-3682	F R
S14-H3☽		
Hensall; HENSALL CO-OP.....	519-262-3002	S F R
S15-G9E3S		
Arva; SYNGENTA CANADA INC.	877-964-3682	F
S16-B8☽		
Dresden; JACKSON SEED SERVICE LTD.	519-683-4413	S F R
Hensall; HENSALL CO-OP.....	519-262-3002	S F R
S16-F5☽		
Dresden; JACKSON SEED SERVICE LTD.	519-683-4413	S F
S16-K2X		
Arva; SYNGENTA CANADA INC.	877-964-3682	F R C
S18-F1E3S		
Arva; SYNGENTA CANADA INC.	877-964-3682	F R
S20-G7☼		
Dresden; JACKSON SEED SERVICE LTD.	519-683-4413	S F R C
S20-L8X		
Arva; SYNGENTA CANADA INC.	877-964-3682	F R
S20-W9☽		
Hensall; HENSALL CO-OP.....	519-262-3002	S F R
S22-A2E3		
Arva; SYNGENTA CANADA INC.	877-964-3682	F R
S23-T5		
Dresden; JACKSON SEED SERVICE LTD.	519-683-4413	S F R
S25-K4XF		
Arva; SYNGENTA CANADA INC.	877-964-3682	F R
S26-E3		
Arva; SYNGENTA CANADA INC.	877-964-3682	F R
S29-N5E3		
Arva; SYNGENTA CANADA INC.	877-964-3682	F R
S29-R5X		
Arva; SYNGENTA CANADA INC.	877-964-3682	F R C
S32-J5XF		
Arva; SYNGENTA CANADA INC.	877-964-3682	F R
SAVAGE R2X		
Ripley; COURTNEY GRAIN AND SEED (2015) LTD.....	519-395-2972	R C
SEABROOK R2X		
Lindsay; MIDNIGHT ACRES	705-878-8200	C
SFL 06-44 IP		
Lucknow; SNOBELEN FARMS LTD.	800-582-5669	S F

THERE'S AN EASIER WAY TO MAXIMIZE YOUR FIELD'S POTENTIAL



With Ceresco's **Premium Buy Back IP Program** and a full team dedicated to help you achieve your goals, we make it easier than ever to get every dollars worth for your fields.

OFFERING YOU MORE, YIELDS BETTER RESULTS!

- ☛ **Guaranteed Varietal Premium**
- ☛ **Year-Round Agronomic Support**
- ☛ **Weed Management Program**
- ☛ **More Delivery Points In Quebec And Ontario**
- ☛ **Storage Premium**
- ☛ **100% Buyback Program**

SRH-11/2024


Ceresco
ACADEMY

LEARN MORE

 **Ceresco.ca**

1.888.427.7692

SOYBEANS

S=Select; F=Foundation; R=Registered; C=Certified; ☉ Indicates Plant Breeders Rights (PBR) protection under UPOV 1978 and ☉ protected or pending under UPOV 1991; *** listed varieties are eligible for seed class, but undergoing post-harvest seed testing for Additional Certification Requirements, at time of publication.

SG2311

Clinton; HURON COMMODITIES INC 519-955-3440 S
St. Thomas; SUMMIT GENETICS INC..... 519-482-8400 F R C

STINE 01EH32

Thornton; ALLIANCE AGRI-TURF..... 705-424-1410 S F

STINE 05EG62

Thornton; ALLIANCE AGRI-TURF..... 705-424-1410 S F

STINE 06EG29

Thornton; ALLIANCE AGRI-TURF..... 705-424-1410 S F C

STINE 10EG20

Thornton; ALLIANCE AGRI-TURF..... 705-424-1410 S F R

STINE 12EB32

Thornton; ALLIANCE AGRI-TURF..... 705-424-1410 R C

STINE 14EE21

Thornton; ALLIANCE AGRI-TURF..... 705-424-1410 S F

STINE 20EGO2

Thornton; ALLIANCE AGRI-TURF..... 705-424-1410 S F

STINE 22EH29

Thornton; ALLIANCE AGRI-TURF..... 705-424-1410 S F



Grower & Processor of Pedigreed Seed

Exporter of IP Soybeans

- ✓ Conventional IP Soybeans
- ✓ Non Conventional Soybeans

519-759-7075

bowparkfarm@gmail.com

136 Oxbow Rd. Brantford, ON.



NEW VARIETIES

- ✈ OAC Bruton ✈ *OAC Union*
- ✈ *Beliveau R2X* ✈ Keith XF

SOYBEANS

S=Select; F=Foundation; R=Registered; C=Certified; ☉ Indicates Plant Breeders Rights (PBR) protection under UPOV 1978 and ☉ protected or pending under UPOV 1991; *** listed varieties are eligible for seed class, but undergoing post-harvest seed testing for Additional Certification Requirements, at time of publication.

STINE 25EG20

Thornton; ALLIANCE AGRI-TURF..... 705-424-1410 S F

STINE 28EH29

Thornton; ALLIANCE AGRI-TURF..... 705-424-1410 S F

SUMMIT E3

Lindsay; MIDNIGHT ACRES 705-878-8200 C

TITAN XF

Tilbury; MAIZEX SEEDS INC..... 877-682-1720 F C

TRIQUET R2X

Chesley; ROSE VALLEY FARMS..... 519-377-0548 C
New Liskeard; RUNNALLS, KEVIN..... 705-622-1870 F

TYPHOON E3

Tilbury; MAIZEX SEEDS INC..... 877-682-1720 F R C

VIPER R2X

Tilbury; MAIZEX SEEDS INC..... 877-682-1720 C

YOUNG R2X

New Liskeard; LABONTE SEED DIVISION OF RELIABLE ELEVATORS CORP. (ON)
..... 705-647-3129 C



519-678-3206
Thamesville, ON.
www.kearneyplanters.com

SUPPORT TO FARMERS, PLANTING THROUGH HARVEST

*Your Proud Dealer For Over 150
OEM and Aftermarket Suppliers*



HAVE YOUR CORN METERS TESTED FOR FREE!

Pulses & Special Crops

The Ontario Pulse Crop Committee (OPCC) is the recommending committee for dry edible beans in Ontario.

The Ontario Dry Bean Registration and Performance Trials are public trials conducted annually. The purpose of these tests is to obtain agronomic, pest, disease, and quality information for use in supporting the registration of new dry bean varieties and in preparing an annual performance report of varieties in Ontario. For more information go to the [GoCrops.ca](https://GOCrops.ca) website.

Resistance Level Disease ratings:
R= Resistant; S= Susceptible, NA= not available

☪ Indicates a variety that is protected by Plant Breeders Rights legislation that complies with UPOV 1978.

Ⓢ Indicates a variety that is protected by, or has been applied for and is pending, Plant Breeders Rights legislation that complies with UPOV 1991. (<https://pbrfacts.ca>)

PHOTO: V777999/ISTOCK/GETTY IMAGES

Ontario Performance Trial Data

DRY BEANS – WHITE

2022-2024 Characteristics and Distributors

Variety	100 Seed Weight(g) ³	Disease Reaction ¹					Common ⁵ Blight	Harvestability ⁴	Distributor
		Bean Common		Anthracnose ²					
		Race		Race					
		1	15	17	23	73			
Indi	19.9	R	S	S	S	S	MS	1.5	ADM Seedwest
Bolt	24.4	R	R	S	S	R	MS	2.0	Hensall Co-op
OAC Thunder	22.9	R	R	S	S	S	I	2.5	SeCan
Blizzard	20.6					S	I	1.9	ProVita, ADM Seedwest
HMS Victory	22.1	R	R			S	I	2.3	ADM Seedwest
HMS Medalist	19.9	R	S	S	S	S	I	2.3	ADM Seedwest
AAC Shock	24.1	R	R	S	S	S	MR	2.1	Hensall Co-op
Armada	23.0					S	I	1.9	ADM Seedwest
OAC Storm	20.3	NA	NA	NA	NA	R	MR	1.6	University of Guelph - OAC
T9905	24.0	R	R	R	R	S	I	2.8	Treasure Valley, The Andersons
Lighthouse	22.1	R	R		R	S	MR	2.1	R.T. Bolton
Blast ^⓪	22.1	R	R			R	I	2.2	Hensall Co-op
Nautica	20.1	R	R	S	S	S	I	1.9	Hensall Co-op
Liberty	21.6	R	R			S	MS	2.4	ADM Seedwest
OAC Charm	23.5					S	I	2.2	Treasure Valley
AAC Argosy	23.7	R	R	S	S	S	I	2.3	Hensall Co-op
OAC Resilient	19.0	R	R			R	MR	2.3	University of Guelph - OAC
Rogue	20.5	R	R			R	MR	3.5	Hensall Co-op
Steam ^⓪	22.2	R	R			S	MR	2.2	Hensall Co-op
Rexeter	21.6	R	S	S	S	S	MR	2.9	Hensall Co-op

1 R = Resistant, S = Susceptible, NA = Not Available

2 Anthracnose ratings, the predominant race found now in Ontario is Race 73. Race 17 (binary system) is equivalent to the Alpha race, race 23 (binary system) is equivalent to the Delta race.

3 To convert 100 seed weight (g) to seeds per pound divide 45,400 by seed weight. Example: 45,400 / 63 gm = 720 seeds/lb

4 A variety's harvestability is based on a scale of 1-5, where 1 = upright plant type, standing erect with good bottom pod height and 5 = more prostrate plant type or plants that are not erect, with poor bottom pod height.

5 Common bacterial blight (CBB) severity was rated based on leaf area infection with a 0 to 5 scale where 0 = no symptoms, 1 = < 5%, 2 = 5-10%, 3 = 10-25%, 4 = 25-50%, and 5 = 50-100%. Ratings 0-1 can be considered resistant, 1-2 can be considered tolerant, 3 can be considered intermediate, and 4-5 can be considered susceptible.

2024 VARIETIES SELECTED

Variety	Variety	Variety

Seeding date:

Harvest date:

Yield:

2024: TOP PICKS

2020-2024 Variety Performance Trial – Long Season Area

Variety	Days to ² Maturity	Yield (lbs/ac) ¹			
		Long Season All		Woodstock	
		5 Year	2 Year	2 Year	2024
Bolt	89	2461	2158	1846	1937
Indi	89	2852	2567	2248	2594
OAC Thunder	89	2678	2491	2129	2550
HMS Medalist	91	2977	2729	2325	2448
Armada	92	3201	3004	2431	2825
HMS Victory	92	—	3087	2661	2827
Blizzard	93	3115	2844	2522	2822
OAC Storm	93	—	2679	2304	2281
Liberty	93	—	2806	2335	2535
Lighthouse	94	3093	2969	2521	2595
T9905	94	3173	3020	2734	3045
Blast@	94	3410	3189	2819	2676
Nautica	95	2834	2875	2501	2913
AAC Argosy	95	3082	2950	2576	2897
OAC Charm	96	3067	2842	2583	2554
Steam@	96	3483	3315	2904	2878
OAC Resilient	96	3326	3230	2846	2753
Rogue	97	3049	2932	2956	2916
Rexeter	99	3067	3026	2701	3309
Average Yield (lbs/ac)¹		3054	2880	2523	2703
LSD (0.05)³		206	284	310	490

1 To convert lbs/acre to t/ha divide by 893.

2 Maturity is 3 year average. Maturity rating is affected by planting date and area where variety is being grown.

Varieties are rated as mature when 95% of the pods are ripe. Normally, 3-10 additional drying days are needed before the crop is dry enough for combining.

3 LSD (0.05) - the LSD is a measure of variability within the trial. There is a ninety five percent probability that yields that differ by an amount greater than the LSD are different. Yields that differ by an amount less or equal to the LSD should be considered the same.

Long Season Testing Locations					
St Thomas	—	2023	—	—	2020
Woodstock	2024	2023	—	—	2020

FIELD NOTES

DRY BEANS – WHITE (continued)

2020-2024 Variety Performance Trial – Short Season Area

Variety	Days to Maturity ²	Yield (lbs/ac) ¹								
		Short Season All Locations				Blyth				
		5 Year	4 Year	3 Year	2 Year	5 Year	4 Year	3 Year	2 Year	2024
Indi	92	3133	3116	3039	3418	3686	3669	3717	3999	3633
Bolt	93	2558	2466	2372	2615	3029	2989	2950	3242	2978
OAC Thunder	94	2960	2912	2878	3280	3216	3179	3139	3331	2988
Blizzard	94	3224	3228	3168	3443	3463	3494	3459	3632	3383
HMS Victory	94	—	3262	3249	3561	—	3679	3725	3901	3483
HMS Medalist	95	3281	3269	3270	3602	3749	3733	3847	3954	3503
Armada	95	3267	3262	3270	3532	3652	3574	3673	3864	3555
OAC Storm	96	—	3127	3075	3449	—	3428	3506	3625	3232
T9905	96	3071	3029	2956	3300	3277	3280	3258	3413	3190
Nautica	96	2913	2962	2985	3296	3257	3314	3478	3627	3420
Blast ^⓪	96	3368	3416	3377	3770	3401	3557	3582	3716	3397
Lighthouse	96	3110	3091	3057	3401	3538	3549	3598	3739	3477
OAC Charm	97	—	—	—	3568	—	—	—	3630	3407
Liberty	97	—	3381	3373	3568	—	3676	3751	3831	3558
OAC Resilient	97	3247	3237	3234	3652	3625	3547	3626	3975	3712
AAC Argosy	98	3104	3109	3064	3528	3378	3483	3474	3903	3424
Rogue	98	3114	3101	3067	3397	3243	3253	3280	3404	2871
Steam ^⓪	99	3478	3501	3496	3884	3515	3683	3747	4043	3530
Rexeter	101	2900	2879	2851	3166	3314	3330	3455	3624	3373
Average Yield (lbs/ac)¹		3115	3130	3099	3444	3423	3468	3515	3708	3374
LSD (0.05)³		95	106	122	155	196	206	249	316	517

1 To convert lbs/acre to t/ha divide by 893.

2 Maturity is 3 year average. Maturity rating is affected by planting date and area where variety is being grown. Varieties are rated as mature when 95% of the pods are ripe. Normally, 3-10 additional drying days are needed before the crop is dry enough for combining.

3 LSD (0.05) - the LSD is a measure of variability within the trial. There is a ninety five percent probability that yields that differ by an amount greater than the LSD are different. Yields that differ by an amount less or equal to the LSD should be considered the same.

DRY BEANS – COLOURED MINOR

2022-2024 Characteristics and Distributors

Variety	Market Class	100 Seed Weight(g) ³	Disease Reaction ¹					Common ⁵ Blight	Harvestability ⁴	Distributor
			Bean Common		Anthracnose ²					
			Race		Race					
Black Tails	Black	22.9	R	R			S	I	1.6	Western Harvest Bean
OAC Vortex	Black	23.1	R	R			S	I	2.1	Underwood Grain Ltd.
Zorro	Black	23.5	R	R	R	R	S	I	1.7	Hensall Co-op
Blackbeard	Black	24.6	R				S	I	1.5	Western Harvest Bean
Umbra ^⓪	Black	24.9	R	R			S	I	1.9	Hensall Co-op
OAC Spades	Black	24.5	NA	NA	NA	NA	R	MR	1.4	University of Guelph - OAC
Spectre	Black	24.0	R	R			S	I	1.8	Western Harvest Bean

1 R = Resistant, S = Susceptible, NA = Not Available

2 Anthracnose ratings, the predominant race found now in Ontario is Race 73. Race 17 (binary system) is equivalent to the Alpha race, race 23 (binary system) is equivalent to the Delta race.

3 To convert 100 seed weight (g) to seeds per pound divide 45,400 by seed weight. Example: 45,400 / 63 gm = 720 seeds/lb

4 A variety's harvestability is based on a scale of 1-5, where 1 = upright plant type, standing erect with good bottom pod height and 5 = more prostrate plant type or plants that are not erect, with poor bottom pod height.

5 Common bacterial blight (CBB) severity was rated based on leaf area infection with a 0 to 5 scale where 0 = no symptoms, 1 = < 5%, 2 = 5-10%, 3 = 10-25%, 4 = 25-50%, and 5 = 50-100%. Ratings 0-1 can be considered resistant, 1-2 can be considered tolerant, 3 can be considered intermediate, and 4-5 can be considered susceptible.

Variety	Days to Maturity ²	Yield (lbs/ac) ¹												
		Exeter				Elora				Winchester				
		5 Year	4 Year	3 Year	2 Year	2024	3 Year	2 Year	2024	5 Year	4 Year	3 Year	2 Year	2024
Indi	92	3004	2969	2926	3379	2607	2206	2779	2693	3447	3394	3305	3517	3601
Bolt	93	2374	2250	2203	2442	1731	1623	1967	1854	2901	2791	2712	2811	3124
OAC Thunder	94	2895	2775	2822	3240	2439	2380	3006	2904	3233	3180	3173	3542	3489
Blizzard	94	3062	3004	2948	3295	2584	2525	2894	2543	3703	3714	3738	3951	3921
HMS Victory	94	—	2835	2861	3179	2495	2672	3201	3200	—	3714	3740	3961	4179
HMS Medalist	95	2937	2887	2928	3297	2631	2631	3120	3047	3681	3663	3673	4037	3852
Armada	95	2857	2801	2867	3121	2166	2711	3197	3189	3764	3823	3830	3948	3716
OAC Storm	96	—	2851	2834	3272	2374	2465	3087	3259	—	3599	3493	3810	3897
T9905	96	2864	2759	2750	3113	2342	2348	2931	3182	3623	3558	3467	3743	3984
Nautica	96	2765	2705	2711	3011	2304	2212	2691	2801	3335	3428	3541	3855	4137
Blast ^⓪	96	3214	3164	3220	3755	2926	2614	3092	2550	4063	4128	4091	4519	4518
Lighthouse	96	2806	2741	2693	3019	2288	2503	3046	3002	3437	3423	3434	3799	3601
OAC Charm	97	—	—	—	3319	2726	—	3162	2884	—	—	—	4162	4137
Liberty	97	—	3050	3065	3211	2496	2766	3139	3095	—	3879	3908	4090	3812
OAC Resilient	97	2885	2861	2936	3470	2538	2719	3233	3210	3655	3690	3653	3929	4420
AAC Argosy	98	2918	2795	2794	3156	2353	2497	3110	2924	3533	3507	3492	3942	3690
Rogue	98	2961	2832	2818	3180	2231	2494	3089	2776	3635	3673	3678	3916	3981
Steam ^⓪	99	3242	3124	3140	3515	2522	3067	3617	3503	4027	4020	4030	4362	4188
Rexeter	101	2846	2780	2805	3048	2529	2068	2597	3093	3172	3135	3076	3393	3433
Average Yield (lbs/ac)¹		2909	2843	2851	3212	2436	2472	2998	2932	3547	3573	3557	3857	3878
LSD (0.05)³		187	202	240	308	442	215	292	448	193	221	271	322	392

Short Season Testing Locations

Blyth	2024	2023	2022	2021	2020
Exeter	2024	2023	2022	2021	2020
Elora	2024	2023	2022	—	2020
Winchester	2024	2023	2022	2021	2020

2020-2024 Variety Performance Trial

Variety	Market Class	Days to Maturity ²	Yield (lbs/ac) ¹														
			All Locations				Exeter				Elora				Winchester		
			5 Year	4 Year	3 Year	2 Year	5 Year	4 Year	3 Year	2 Year	2024	2024	5 Year	4 Year	3 Year	2 Year	2024
Black Tails	Black	93	3416	3345	3242	3345	3038	2958	2976	3201	2451	2688	3650	3688	3496	3575	3149
OAC Vortex	Black	95	3709	3734	3573	3865	3275	3177	3139	3610	3043	2880	4001	4195	4023	4435	4456
Zorro	Black	95	3462	3404	3350	3625	3084	3025	3052	3352	2731	2820	3573	3631	3394	3792	4093
Blackbeard	Black	96	3714	3789	3751	4017	3291	3236	3203	3665	2985	3280	4019	4315	4286	4615	4279
Umbra ^⓪	Black	97	3742	3746	3699	4062	3109	3013	3078	3424	3042	3288	4045	4243	4133	4780	4713
OAC Spades	Black	97	—	3667	3675	3947	—	3197	3240	3641	3030	2997	—	4176	3944	4275	4101
Spectre	Black	99	3568	3480	3450	3625	3139	3053	3110	3332	2696	2377	3845	3930	3784	4086	3698
Average Yield (lbs/ac)¹			3602	3595	3534	3784	3156	3094	3114	3461	2854	2904	3856	4025	3866	4223	4070
LSD (0.05)³			129	137	154	182	198	197	238	293	344	316	195	217	250	321	485

1 To convert lbs/acre to t/ha divide by 893.

2 Maturity is 3 year average. Maturity rating is affected by planting date and area where variety is being grown. Varieties are rated as mature when 95% of the pods are ripe. Normally, 3-10 additional drying days are needed before the crop is dry enough for combining.

3 LSD (0.05) - the LSD is a measure of variability within the trial. There is a ninety five percent probability that yields that differ by an amount greater than the LSD are different. Yields that differ by an amount less or equal to the LSD should be considered the same.

Testing Locations

St Thomas	—	2023	—	2021	2020
Exeter	2024	2023	2022	2021	2020
Elora	2024	—	—	—	—
Winchester	2024	2023	2022	2021	2020

DRY BEANS – COLOURED

2020-2024 Variety Performance Trial

Variety	Market Class	Days to Maturity ²	Yield (lbs/ac) ¹									
			All Locations				Exeter		Elora		Woodstock	
			5 Year	4 Year	3 Year	2 Year	2 Year	2024	3 Year	2 Year	2024	2024
Etna	Cranberry	83	1998	2080	2114	2380	2065	1509	2136	2589	2023	2318
OAC Navabi	Cranberry	84	2242	2265	2252	2510	2309	1899	2169	2655	2328	2680
OAC Firestripe	Cranberry	87	—	—	—	2740	2523	1837	—	3097	2585	2702
Red Hawk	Dark Red Kidney	86	1783	1708	1783	1892	1925	1712	1714	1976	1455	2193
Gallantry	Dark Red Kidney	87	2352	2342	2354	2551	2306	1759	2388	2840	2701	2594
Rampart	Dark Red Kidney	88	1744	1793	1788	1902	1988	1342	1785	2174	1903	1610
Dynasty	Dark Red Kidney	89	2290	2307	2343	2512	2729	2308	2408	2797	2244	1824
Epic	Dark Red Kidney	90	1923	1959	1948	2123	2082	1584	2016	2372	1950	2006
Big Red	Light Red Kidney	84	1908	1939	1918	2194	2260	1733	1818	2277	2091	2296
Pink Panther	Light Red Kidney	86	1877	2059	2050	2113	2076	1538	2008	2369	1737	2110
OAC Firebrand	Light Red Kidney	92	2359	2348	2273	2498	2600	2050	2173	2669	2176	2399
OAC Snowshoe	White Kidney	91	—	—	—	2216	2333	1657	—	2113	1458	2447
Yeti	White Kidney	92	2109	2055	2052	2241	2236	1801	1811	2161	1869	2471
Average Yield (lbs/ac)¹			2053	2078	2080	2298	2264	1748	2039	2468	2040	2281
LSD (0.05)³			100	116	137	165	256	308	218	297	471	392

1 To convert lbs/acre to t/ha divide by 893.

2 Maturity is 3 year average. Maturity rating is affected by planting date and area where variety is being grown. Varieties are rated as mature when 95% of the pods are ripe. Normally, 3-10 additional drying days are needed before the crop is dry enough for combining.

3 LSD (0.05) - the LSD is a measure of variability within the trial. There is a ninety five percent probability that yields that differ by an amount greater than the LSD are different. Yields that differ by an amount less or equal to the LSD should be considered the same.

Testing Locations					
St Thomas	—	2023	2022	2021	2020
Exeter	2024	2023	—	2021	2020
Elora	2024	2023	2022	—	2020
Woodstock	2024	—	2022	2021	2020

2024 VARIETIES SELECTED

	Variety	Variety	Variety
Seeding date:			
Harvest date:			
Yield:			

2024: TOP PICKS

DISTRIBUTOR CONTACTS – Dry Beans

DISTRIBUTOR	PHONE NUMBER	DISTRIBUTOR	PHONE NUMBER
ADM Seedwest.....	1-800-637-5843 x4707	Meridian Seeds	1-866-282-SEED
Canterra Seeds	1-877-439-7333	Plovgh, Inc.....	1-877-567-1678
Columbia Seed Co.....	1-403-654-2158	ProVita Inc.....	1-208-463-7624
Crooked Creek Acres.....	519-247-3530	R.T. Bolton and Sons	519-525-6430
Elliott Grain Ltd.	519-461-1545	SeCan.....	1-866-797-7874
Hensall Co-op	1-800-265-5190	Treasure Valley Seed Co.	tvseed.com
Hyland Seeds	519-676-8146	Underwood Grain Ltd.....	519-335-3579
Jefferies Seeds.....	1-204-827-2102	Western Harvest Bean	204-515-7331

Growers List



FIELD BEANS

S=Select; F=Foundation; R=Registered; C=Certified; ☉ Indicates Plant Breeders Rights (PBR) protection under UPOV 1978 and Ⓢ protected or pending under UPOV 1991; ** listed varieties are eligible for seed class, but undergoing post-harvest seed testing for Additional Certification Requirements, at time of publication.

AAC ARGOSY			
Hensall; HENSALL CO-OP.....	519-262-3002	C	
AAC SHOCK			
Hensall; HENSALL CO-OP.....	519-262-3002	C	
LIGHTHOUSE			
Dublin; R.T. BOLTON & SON.....	519-525-6430	S F	
NAUTICA			
Hensall; HENSALL CO-OP.....	519-262-3002	C	
ZORRO			
Hensall; HENSALL CO-OP.....	519-262-3002	R	

INDUSTRIAL HEMP

ANKA			
Cobden; UNI SEEDS INC.....	613-646-9737	C	
HURV19PANⓈ			
Kemptville; CANNABIS ORCHARDS INC.....	613-709-8333	C	
SILESIA			
Cobden; UNI SEEDS INC.....	613-646-9737	R C	

MILLET

CGPMH90			
Ottawa; AGRICULTURE ENVIRONMENTAL RENEWAL CANADA (AERC) INC.....	613-596-5927	C	

SORGHUM

CFSH-30			
Ottawa; AGRICULTURE ENVIRONMENTAL RENEWAL CANADA (AERC) INC.....	613-596-5927	C	

SORGHUM

S=Select; F=Foundation; R=Registered; C=Certified; ☉ Indicates Plant Breeders Rights (PBR) protection under UPOV 1978 and Ⓢ protected or pending under UPOV 1991; ** listed varieties are eligible for seed class, but undergoing post-harvest seed testing for Additional Certification Requirements, at time of publication.

CGSH-28			
Ottawa; AGRICULTURE ENVIRONMENTAL RENEWAL CANADA (AERC) INC.....	613-596-5927	C	
CGSH-9			
Ottawa; AGRICULTURE ENVIRONMENTAL RENEWAL CANADA (AERC) INC.....	613-596-5927	C	
CHMSH-35			
Ottawa; AGRICULTURE ENVIRONMENTAL RENEWAL CANADA (AERC) INC.....	613-596-5927	C	
CSSH-45			
Ottawa; AGRICULTURE ENVIRONMENTAL RENEWAL CANADA (AERC) INC.....	613-596-5927	C	

TOBACCO

CT572			
Otterville; DAVIS SEED COMPANY.....	519-879-6432	C	
Windham Center; L & D ENTERPRISES	519-428-5921	C	
CT92			
Windham Center; L & D ENTERPRISES	519-428-5921	C	
CTH14			
Windham Center; L & D ENTERPRISES	519-428-5921	C	
CTH144			
Windham Center; L & D ENTERPRISES	519-428-5921	C	
CTH2			
Windham Center; L & D ENTERPRISES	519-428-5921	C	
CTH251			
Windham Center; L & D ENTERPRISES	519-428-5921	C	
CTH274			
Windham Center; L & D ENTERPRISES	519-428-5921	C	

Forage Crops

Forage Variety Trial Data

The Ontario Forage Crops Committee was active from 1953 to 2015. For more recent independent variety trial work, producers must rely on data from other jurisdictions.

(U.S.) National Alfalfa and Forage Alliance – <https://www.alfalfa.org/varietyLeaflet.php>

University of Minnesota - <https://extension.umn.edu/forages/forage-variety-selection>

University of Wisconsin Team - <https://fyi.extension.wisc.edu/forage/category/trial-results/>

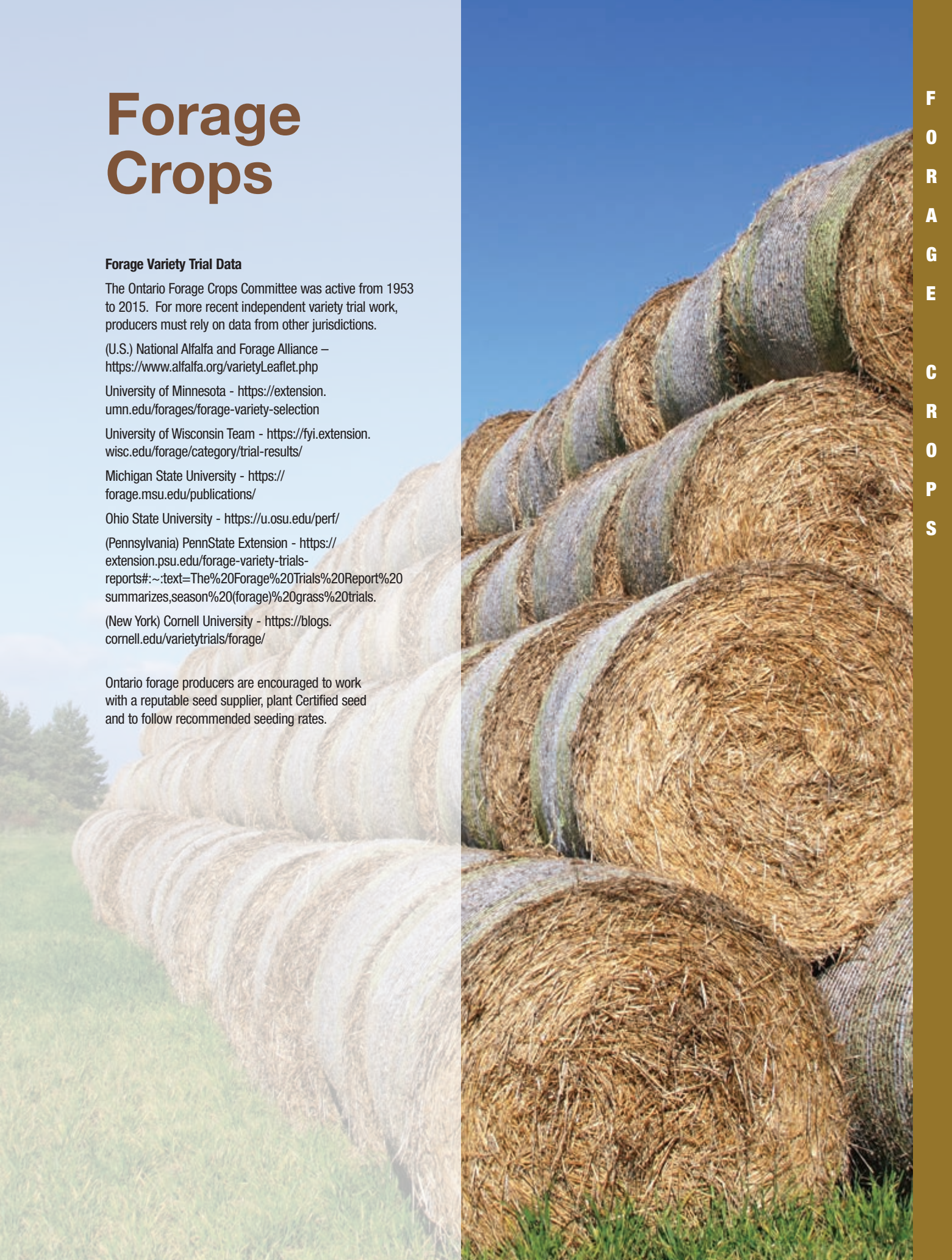
Michigan State University - <https://forage.msu.edu/publications/>

Ohio State University - <https://u.osu.edu/perf/>

(Pennsylvania) PennState Extension - [https://extension.psu.edu/forage-variety-trials-reports#:~:text=The%20Forage%20Trials%20Report%20summarizes,season%20\(forage\)%20grass%20trials.](https://extension.psu.edu/forage-variety-trials-reports#:~:text=The%20Forage%20Trials%20Report%20summarizes,season%20(forage)%20grass%20trials.)

(New York) Cornell University - <https://blogs.cornell.edu/varietytrials/forage/>

Ontario forage producers are encouraged to work with a reputable seed supplier, plant Certified seed and to follow recommended seeding rates.



FALL REST PERIOD IN ALFALFA

KEY POINTS

- The average dates and map were updated in 2022.
- Alfalfa needs about 6 weeks in the fall to store energy that will fuel spring regrowth.
- A killing frost for alfalfa is -4°C for at least 4 hours.
- Other stressors – stand age, cutting frequency, disease and insect pressure, soil fertility – also affect winterkill risk.
- Stands that are mostly alfalfa are not at risk of smothering if left uncut.

WHEN IS THE FALL REST PERIOD?

The fall rest period (sometimes called “critical fall harvest period”) for alfalfa is 450 growing degree days, base 5°C — or approximately 6-weeks — before the average date of the first killing frost (-4°C for several hours), when alfalfa stops growing. Not cutting during this period allows alfalfa plants to grow and build up sufficient root reserves to survive the winter and grow more aggressively in the spring. When cut early in the period, the alfalfa will use the existing root reserves for regrowth, “emptying the tank.” Later in the period, the alfalfa uses photosynthesis to produce carbohydrates and stores them as root reserves, “refilling the tank.” Cutting in the middle of the fall rest period (3rd or 4th week), when root reserves will be depleted and there may not be time to replenish them, is usually higher risk than cutting at either the beginning or the end of the rest period.

The fall rest period begins around August 15th in Northern Ontario, August 30th in Eastern and Central Ontario, and September 4th in Southwestern Ontario (Figure 1). However, it is difficult to predict when that killing frost will occur. The actual date seldom occurs on the average date, so the beginning of the fall rest period is a guideline only.

Even when winterkill does not occur, the extra yield harvested during the fall rest period is typically offset by reduced vigour and lower 1st-cut yields the following spring. It can sometimes be difficult to observe, but can still be significant. Research shows that the yield sacrificed



Figure 1. Average start date for the fall rest period for alfalfa across Ontario.

SOURCE: ONTARIO MINISTRY OF AGRICULTURE, FOOD AND RURAL AFFAIRS, 2022

The fall rest period (sometimes called “critical fall harvest period”) for alfalfa is 450 growing degree days, base 5°C — or approximately 6-weeks — before the average date of the first killing frost (-4°C for several hours), when alfalfa stops growing.

by not harvesting during the fall rest period is usually regained in first-cut yield the following year. The decision to cut in the fall should always be weighed against the immediate need for forage. If you do decide to cut, consider leaving some check strips that you can use for comparison next year.

IDENTIFYING RISK FACTORS FOR WINTERKILL

Fields with older stands, a history of winterkill, low potassium soil tests, low pH, poor drainage, or insect and disease pres-

More **ALFALFA** on next page »

sure are at increased risk of winterkill and are poor candidates for fall harvesting. Fall harvest of new seedings is generally not recommended. Aggressive cutting schedules with cutting intervals of less than 30 days between cuts increases the risk of winterkill, while intervals over 40 days (allowing flowering) reduce the risk. Frequently, first cut yields are poor in fields where a cut was taken the preceding fall.

Some areas of the province, such as the Ottawa Valley, have a higher historical risk of winterkill. In situations where forage inventories are adequate, increasing the risk of winterkill by fall cutting is far less acceptable.

If fall harvest must be done, risk of winterkill can be reduced (but not eliminated) by cutting towards the end of alfalfa growth, close to a killing frost. Little root reserves will be depleted by regrowth, but lack of stubble to hold snow to insulate the alfalfa crowns against damage during cold weather may be a problem. Increasing cutting height to 15 cm (6 in.) of stubble will help. Try to limit late cuttings to fields that are otherwise lower risk — well-drained, good fertility, healthy crowns and roots, etc. A killing frost occurs when temperatures reach about -4°C for several hours. After a killing frost, alfalfa feed value will quickly decline, as leaf loss occurs and rain leaches nutrients quickly.

Insufficient top growth and snow-holding capacity can contribute to alfalfa frost heaving. If winter ice sheeting occurs, stubble will protrude through, allowing air to get under the ice. Cut alfalfa initiates regrowth from crown buds and axillary buds, not the cut end of the stem, so cutting higher does not reduce usage of root reserves. However, cutting higher does allow for holding more snow as insulation.

SMOTHERING

There is always the concern of smothering in heavy forage stands that are left unharvested. Heavy stands of grasses or red clover can sometimes smother over the winter because the top growth forms a dense mat. In contrast, alfalfa loses most of its leaves as soon as there is a hard frost, and the remaining stems remain upright and seldom pose any risk of smothering. While smothering may be a risk in mixed stands, it is not a risk in straight alfalfa. ■

Reprinted with permission from Ontario Forage Council and Ontario Ministry of Agriculture, Food and Agribusiness



PHOTO: SARATM/ISTOCK/GETTYIMAGES

What's the most important investment you will make in your crop this year?

In this busy, stressful season, make sure you look after your farm's best asset...

YOU!

If you are feeling depressed, not able to cope, may be thinking about suicide or are feeling emotional distress, or you see any of these signs in someone you know or care about...

Contact the free, confidential Canada Suicide Prevention Service.



Voice: 1.833.456.4566 / Text: 45645
Chat: www.CrisisServicesCanada.ca

Additional Resources

A
D
D
I
T
I
O
N
A
L

R
E
S
O
U
R
C
E
S

PHOTO: ANDREISP/ISTOCK/GETTY IMAGES

Additional Resources

Agricorp

Jason Verkaik, Chair..... www.agricorp.com
Doug LaRose, CEO..... 1-888-247-4999

Agricultural Adaptation Council

Peggy Brekveld, Chair..... www.adaptcouncil.org
Melanie DiReto, Executive Director..... 519-822-7554

Canadian Seed Growers' Association

Glenn Logan, President..... www.seedgrowers.ca
Doug Miller, Executive Director..... 613-236-0497

Christian Farmers Federation of Ontario

Ed Scharringa, President..... www.christianfarmers.org
Tom Tavani, General Manager..... 1-855-800-0306

Farm and Food Care Ontario

Crispin Colvin, Chair..... www.farmfoodcareon.org
Kelly Daynard, Executive Director..... 519-837-1326

Grain Farmers of Ontario

Jeff Harrison, Chair..... www.gfo.ca
Crosby Devitt, CEO..... 1-800-265-0550

National Farmers Union / Ontario

Max Hansgen, President..... www.nfuontario.ca
Krista Long, Executive Director..... 705-738-3993

Ontario Agri Business Association

Andrew Coghlin, President..... www.oaba.on.ca
Russel Hurst, Executive Director..... 519-822-3004

Ontario Bean Growers

Jamie Payton, Chair..... www.ontariobeans.on.ca
Ryan Koeslag, Executive Director..... 519-510-8556

Ontario Canola Growers Association

Will Runnalls, President..... www.ontariocanolagrowers.ca
Ryan Koeslag, Executive Director..... 519-510-2257

Ontario Federation of Agriculture

Drew Spoelstra, President..... www.ofa.on.ca
Cathy Lennon, General Manager..... 1-800-668-3276

Ontario Forage Council

Birgit Martin, President..... www.onforagenetwork.ca/ontario-forage-council
Patricia Ellingwood, General Manager..... 1-877-892-8663

Ontario Seed Growers' Association

Tim Montague, President..... www.seedontario.ca
Colleen Acres, Manager..... 613-826-2330

Ontario Soil and Crop Improvement Association

Phil Oegema, President..... www.ontariosoilcrop.org
Executive Director,..... 1-800-265-9751

Seeds Canada

Brent Collins, President..... www.seeds-canada.ca
Barry Senft, Executive Director..... 613-236-6451

Ontario Ministry of Agriculture and Rural Affairs

Ag Information Contact Centre..... www.omafra.gov.on.ca
GENERAL..... 1-877-424-1300

Manager Field Crops

Deanna Németh..... 519-827-6878
EMAIL..... deanna.nemeth@ontario.ca

Engineer, Soil Management

Alex Barrie..... 226-979-4707
EMAIL..... alex.barrie@ontario.ca

Entomologist Field Crops

Tracey Baute..... 519-360-7817
EMAIL..... tracey.baute@ontario.ca

Soybean Specialist

Horst Bohner..... 519-272-4827
EMAIL..... horst.bohner@ontario.ca

Sustainability Specialist Field Crops

Christine Brown..... 519-533-3358
EMAIL..... christine.brown1@ontario.ca

Soil Fertility Specialist Horticulture

Tejendra Chapagain..... 519-824-4120 ext 52480
EMAIL..... tejendra.chapagain@ontario.ca

Weed Management Specialist Field Crops

Michael Cowbrough..... 519-820-2336
EMAIL..... mike.cowbrough@ontario.ca

Application Technology Specialist

Jason Deveau..... 519-209-1883
EMAIL..... jason.deveau@ontario.ca

New Crop Development Specialist

Evan Elford..... 519-420-9343
EMAIL..... evan.elford@ontario.ca

Soil Fertility Specialist Field Crops

Colin Elgie..... 548-388-3496
EMAIL..... colin.elgie@ontario.ca

Cereals Specialist

Joanna Follings..... 519-400-7124
EMAIL..... joanna.follings@ontario.ca

Crop Innovation Specialist

Ian McDonald..... 519-239-3473
EMAIL..... ian.mcdonald@ontario.ca

Canola and Edible Bean Specialist

Meghan Moran..... 519-546-1725
EMAIL..... meghan.moran@ontario.ca

Soil Management Specialist Field Crops

Jake Munroe..... 519-301-0548
EMAIL..... jake.munroe@ontario.ca

Forage and Grazier Specialist

Christine O'Reilly..... 705-341-4899
EMAIL..... christine.oreilly@ontario.ca

Corn Specialist

Ben Rosser..... 519-400-2522
EMAIL..... ben.rosser@ontario.ca

Land Resource Specialist

Daniel Saurette..... 226-979-4407
EMAIL..... daniel.saurette@ontario.ca

Cropping Systems Specialist

Laura Scott..... 613-219-9769
EMAIL..... laura.scott2@ontario.ca

Pathologist - Field Crops

Albert Tenuta..... 519-360-8307
EMAIL..... albert.tenuta@ontario.ca

Accredited Private Seed Labs

Lab Name and Address	Contact	Purity & Germination
Ontario		
Canadian Seed Laboratories Box 217, 208 David St. Lindsay ON K9V 4Z4	Barbara Gracie, Bonnie Benoit Phone: 705 328-1648 Email: testing@cdnseedlab.ca	Purity and Germination of all crop kinds.
Kent Agri Laboratory 8672 John Park Line, R.R.2 Tupperville ON NOP 2M0	Betty deNys Phone: 519 627-3737 Email: kentagri@kent.net	Purity and Germination of all crop kinds.
Lang Germination Lab 6 Clarinda St, Box 419 Teeswater ON N0G 2S0	Shelley Lang Phone: 519 392-8203 Email: shelleyandbruce@tnt21.com	Germination of crop kinds in grade tables 1 to 3, 5 and 6, and 18.
Perth Seed Laboratory R.R. 5, 6455 Line 42 Mitchell ON N0K 1N0	Bernadine Wolfe Phone: 519 348-9057 Email: wbwolfe@outlook.com	Germination of crop kinds in grade tables 1 to 6 and 18.



At
Your
Service



T: (519) 343-2626 Email: info@connellseeds.ca



7340 Perth Line 24, R.R.#2, Staffa, Ontario, N0K 1Y0
 TF: 1-888-289-9934 • Office: 519-345-2697
 Roger: 519-272-3894 or Darren: 519-274-3326
 Email: admin@rosebankseeds.ca
Products we offer include: Oats, Barley, Peas, Grass Seed, Wheat, Soybeans, and Corn!
 Visit our website or give us a call for more info!

www.rosebankseeds.ca

plan it seed it harvest it

Seed Ontario helps you make your most important
cropping decisions

Farmtario

le Bulletin
des agriculteurs

PRESENT

DairyPlus

**FOR DAIRY FARMERS
IN ONTARIO AND QUEBEC**



Introducing a digital resource for dairy farmers, with the leading and latest information on modern dairy farm management—carefully selected by our dairy editors at **Farmtario** and **Le Bulletin des agriculteurs**.

Barns

Calf health

Cow health

Forage and
crops

Genetics


Milking
equipment

Nutrition

Transition
cows

**Check it out by
scanning the code!**

farmtario.com/content/dairy-plus



SHINING A LIGHT ON ONTARIO AGRICULTURE



TAILORED INDUSTRY INSIGHTS FOR YOU

In every issue of Farmtario, we focus on the subjects that matter most to Ontario farmers and concentrate on ► **WHY IT MATTERS.**

LATEST NEWS & FEATURES CUSTOMIZED TO ONTARIO

Articles and features offering practical tips and advice on corn, soybeans, wheat and other crops, animal husbandry, **DairyPlus** and other production of farming in Ontario to help you optimize your farm practices.

CUTTING-EDGE RESEARCH & AG INNOVATION

Stay connected to the latest agricultural technologies and innovations to keep your farm efficient and sustainable.

Farmtario

farmtario.com / Growing Together

Get more out of Farmtario with the AGCanada app.

The new **AGCanada** app lets you create a fully customizable agriculture news feed experience. All the information that matters to you and nothing else. **Zero in on specific topics like:**

Crops

Machinery

Farm Living

News


Corn

Soybeans

Dairy



 **AGCANADA**
Stay connected | Stay informed | Stay ahead

 Scan to get the app now.



Get the latest in farm business, crops and up-to-date weather information in your AGCanada app feed.